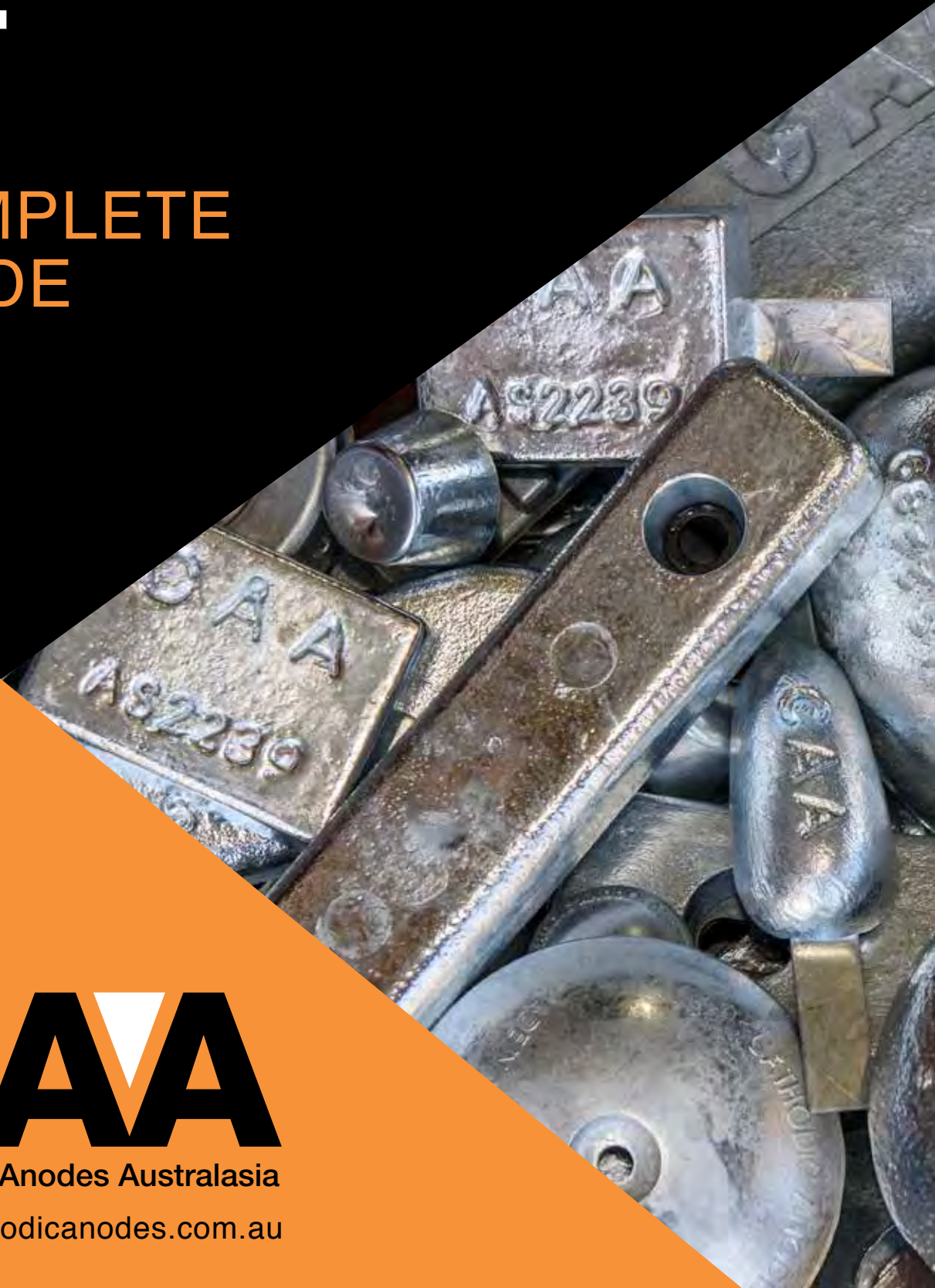


GALVANIC ANODES



THE
COMPLETE
GUIDE



CAA

Cathodic Anodes Australasia

www.cathodicanodes.com.au



Our anodes protect billions of dollars worth of infrastructure around Australia, New Zealand, the South Pacific and South East Asia. We manufacture industrial anodes for offshore oil rigs, mining, construction and pipelines as well as for the protection of infrastructure such as ports, wharves, sheet pile walls and desalination plants. Our anodes also protect boats, yachts, ships, marine motors, tanks and hot water systems.

CONTENTS

Cathodic Protection Theory	4
Which Anode Should I Use?	6
Weld-On & Bolt-On Block Anodes	8
Bolt-On Anodes	12
Weld-On & Bolt-On Tear Drop Anodes	16
Bolt-On Tear Drop Anodes	17
Fernstrum Bolt-On Anodes	18
Rudder Anodes	18
Propeller Anodes	18
Barra Anode	20
Anode Caps	20
String Anodes	20
G-Clamp	20
I-Bolt	20
Defence Anodes	21
Shaft Anodes	22
Rod Anodes	24
Water Treatment Anodes	26
Lobster/Craypot Anodes	27
Pencil Anodes by Diameter	28
Combination Anodes by Diameter	34
Brass Plugs	37
Anodes - arranged by Make (inc. Kits)	38
Aifo	38
BRP - Evinrude, Johnson, OMC	38
BTQ/BTR	39
Bukh	39
Castoldi	40
Caterpillar	40
Cummins	42
Daihatsu	42
Detroit	42
Flexofold	43
GM	43
Gori	44
Hamilton Jet	44
Honda	45
John Deere	46
Lewmar	46
Mercury/Mercruiser	46
Nanni	50
Nigata	50
Nissan	50
Onan	50
Scania	51
Seahawk	51
Sidepower (Sleipner)	51
Steyr	51
Suzuki	51
Tohatsu	52
Twin Disc	52
Vetus	52
Volvo Penta	53
Yamaha	56
Yanmar	58
Miscellaneous Engine Anodes	59
Zinc Ribbon Anodes	60
Backfill	60
Zinc Anodes For Electroplating	60
Industrial and Offshore Anodes	61
Rust Seeker	62
Index by Part Number	63
Conversion Chart	67



OUR PEOPLE

Collectively our staff have over 190 years of direct experience with anode manufacturing. We have a dedicated team of long term staff with extensive knowledge of anode manufacturing.

SUPPLIERS AND SUBCONTRACTORS

We have strong long term relationships with our key suppliers and subcontractors, this allows for open communication and has lead to significant efficiency, safety and product quality improvements.

FACILITY

Our factory is the only purpose built, large scale anode manufacturing facility in Australia. Energy efficiency, water and waste management played a key role in the design of the factory and associated equipment. The layout was designed based on the principles of Lean Manufacturing, where the flow of work and minimal down time is integral to the operation of the factory.

CONTINUOUS IMPROVEMENT

As part of our ISO 9001 accreditation system we have a series of benchmarks across key processes. These processes are documented, periodically audited and reviewed as part of our continuous improvement program.

INSPECTION & TESTING

A robust inspection and testing program ensures that CAA anodes meet stringent Australian and International standards. Our laboratory and testing facilities provide the following inspection and testing:

- Chemical Composition/Spectrometer Analysis.
- Electrochemical Testing
- Anode-to-Core Resistance Testing
- Weight, dimensional and visual inspections

AUSTRALIAN MADE

Over 95% of our anodes (by weight) are Australian Made. They are cast in our foundry using Australian ingot. By purchasing our anodes you are not just supporting CAA, you are supporting Australian primary metal manufacturers.

ENVIRONMENT

Manufacturing anodes requires a significant amount of energy. By harnessing the power of the sun, we significantly reduce our reliance on fossil fuels. Our 80kW solar array equates to between 20-25% of our electricity being solar generated.

Our lighting, manufacturing consumables, tank water and recycling are also managed to reduce our environmental impact.



CATHODIC PROTECTION THEORY

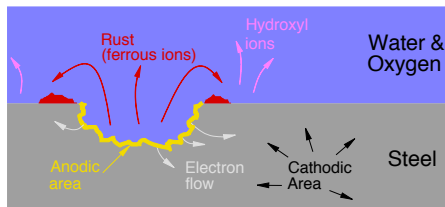
This section provides a brief overview of the science behind corrosion and cathodic protection. For detailed information please contact the Australasian Corrosion Association, www.corrosion.com.au

METALLIC CORROSION

Corrosion is an electrochemical reaction between a material and its environment which results in the deterioration or destruction of the material.

In most circumstances metallic corrosion requires two factors in order for a reaction to occur:

1. At least one metal
2. An electrolyte such as water, soil or concrete or a moist atmosphere



WHY DOES CORROSION OCCUR?

When we refine metal ores there are varying degrees of mechanical, electrochemical and thermal energy used to reduce it from ore to its metallic state. A large portion of the energy remains stored within the metal. Metallic corrosion is the release of this stored energy as electric current.

GALVANIC CORROSION

Galvanic corrosion occurs when at least two metals are connected and one metal corrodes (anode) in preference to another (cathode).

Corrosion can often be attributed to the poor compatibility of selected materials where one metal corrodes in preference to another, creating an anodic-cathodic cell. Correct selection of materials is one of the most crucial steps in the process of corrosion control.

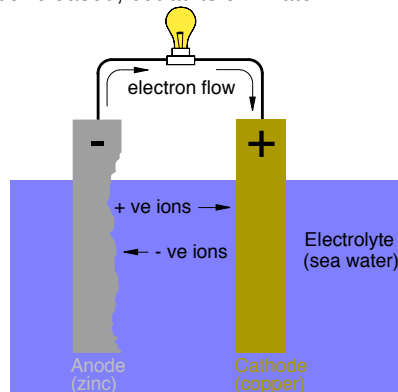
THE GALVANIC CORROSION REACTION

This is best explained with a simple cell consisting of a zinc anode plate and a copper cathode plate immersed in an electrolyte (eg Seawater). If the plates are not connected, no galvanic corrosion takes place. As soon as they are connected, the zinc plate corrodes to form positively charged particles known as zinc ions in the solution.

As the zinc plate corrodes into the solution, electrons migrate from the anode to the cathode across the metallic bridge and are consumed at the copper cathode. Simultaneously, oxygen that is dissolved in the solution is consumed at the cathode. Ions migrate through the solution and combine with other ions to complete the corrosion reaction.

If a voltmeter were placed in the circuit between the anode and the cathode, the difference in energy levels would be measured as DC voltage. In the case of marine vessels, by employing cathodic protection, the natural corrosion of metals can be significantly reduced.

It is also important to keep in mind that a single piece of metal in an electrolyte, not electrically connected to any other metal will still self corrode. The energy used to create the metal from its ore state will still be released, but at its own rate.



CATHODIC PROTECTION

Cathodic protection is a technique used to reduce the rate of corrosion of a metallic surface by making the metal the cathode. This can be achieved by attaching galvanic (sacrificial) anodes or impressed current anodes.

Due to its extensive use in marine and other corrosive environments, steel is often the focus of cathodic protection. Other metals widely used for mechanical and structural applications are aluminium alloys, stainless steels and bronzes, all of which require some level of protection against corrosion.

GALVANIC ANODES

Galvanic anodes are one of the most effective methods of protecting metallic structures or vessels against corrosion. Galvanic anodes, as distinct from impressed current anodes, do not require an external power source. They are a cheap and simple method of protecting against corrosion.

Galvanic anodes are cast from primary magnesium, aluminium and zinc ingot, with additional "activating" elements added to the melt to ensure that the anode offers the

most effective protection. The addition of the activating elements is strictly controlled according to recognised standards and verified by spectrographic analysis.

RATE OF CORROSION

When a metal is immersed in an electrolyte (water, soil, concrete) it generates an electrical current. The current is dependent on the type of electrolyte. Aluminium and zinc anode alloys are predominantly used in sea water which has very low resistance. Magnesium anode alloys are used in fresh water which has a much higher resistance.

Any metal will corrode much faster in sea water than in fresh water, typically ten times faster. The resistivity of salt water is 0.25 ohm metres, while fresh water is typically 50 ohm metres, a difference of 200 times.

It is important to remember that the aim of cathodic protection is to shift the natural voltage of a metal in a negative direction to a point at which corrosion is significantly reduced. For example steel has a natural potential of -500mV in sea water (with respect to a standard silver/silver chloride reference electrode). Coating the steel with paint and fitting anodes shifts the potential to around -800mV. At this point corrosion of the steel is significantly reduced (for more information see page 6).

THE GALVANIC SERIES

All metals have an energy level which can be measured. This is measured as the metal's natural voltage within a particular electrolyte, e.g. sea water. Metals can be tabulated as a function of their natural voltage for a particular electrolyte. This table is referred to as the Galvanic Series.

THE GALVANIC SERIES IN SEA WATER	
ANODIC actively corrode	Magnesium anode alloy – high potential
	Magnesium anode alloy – low Potential
	Aluminium anode alloys
	Zinc anode alloys
	Aluminium alloys
	Cast iron
	Carbon steel (mild steel)
	Copper alloys (bronze)
	Cupronickels
	Copper
	Nickel
	316 stainless steel (active)
	Silver
	Titanium
304 stainless steel (passive)	
316 stainless steel (passive)	
CATHODIC noble passive	Platinum
	Gold
	Graphite

The Galvanic Series ranges from the most active to the least active. Metals that are low in the table are more resistant to corrosion, whilst metals at the top of the table more actively corrode.

Alloys higher on the table cathodically protect all alloys below them on the table.

Magnesium, aluminium and zinc anode alloys are at the top of the Galvanic Series. They have a large voltage difference when connected to metals such as copper, platinum, gold, and titanium and therefore the rate of corrosion and loss of magnesium, aluminium and zinc would, on comparative surface areas, be quite rapid.

ANODE & CATHODE SIZE

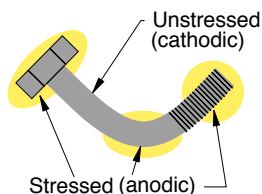
A small anode electrically connected to a large cathode will result in the anode being rapidly consumed. A large anode connected to a small cathode will result in the anode being slowly consumed.

It is the surface area of the anode and the cathode and the level of resistivity of the electrolyte (e.g. water) that determines the amount of DC current that flows from an anode. It is the flow of electrons (mA) driven by the galvanic energy (voltage) of the metal/s that results in the amount of corrosion of the metal.

Using Ohms Law ($V=IR$, where V =volts, I =amps and R =resistance), and the surface area of an anode, corrosion engineers calculate the amount of protective current (milliamps) able to be delivered when a galvanic anode is connected to a metallic structure or vessel.

CORROSION OF STEEL - WHERE NO DISSIMILAR METALS ARE PRESENT

Stressed Sections Can Become Anodic



Galvanic corrosion occurs when two or more different metals are coupled together and are immersed in a common electrolyte. However, steel structures with no other metals connected still corrode by electrochemical attack. This corrosion occurs due to variations in stress levels placed on the structure which leads to the creation of anodic-cathodic galvanic cells.

For example, when steel is welded, the point of the weld or joint is subjected to huge stress concentrations. The welds become anodic to the surrounding steel and become far more prone to corrosion. The unstressed steel becomes the cathode and places large demands on the welded (anodic) areas. This stress also

occurs when steel is formed, shaped or mechanically worked.

Similarly, major variations in oxygen concentration will cause anodic and cathodic sites on a single surface of immersed steel. The area with the least oxygen becomes anodic and the area with more oxygen becomes cathodic.

ALUMINIUM VESSELS

For aluminium used in hull construction, the primary aluminium is mixed with additional elements to create an alloy that has improved mechanical properties and greater corrosion resistance (e.g. Marine Grade Aluminiums). This is in contrast to aluminium anode alloys, where additional elements are mixed with the primary ingot to make the anode actively corrode.

Aluminium grades used in hulls can be subject to corrosion from acid and alkali degradation of the natural protective oxide layer on the surface of the aluminium.

Damage to this layer can render the hull susceptible to corrosion. Aluminium or zinc anodes and protective coatings help protect aluminium hulls against corrosion.

Alkali problems on aluminium hulled vessels can be the result of too many anodes being fitted. This is best controlled by adhering to the manufacturer's recommendations on the installation of anodes, by assessing the hull using a reference electrode such as a Rust Seeker or by seeking advice from a corrosion engineer.

It is considered good practice to use a doubler plate for attaching anodes to the hull. This ensures that mechanical damage due to unexpected grounding does not tear studs out of the hull plating, jeopardising the integrity of the hull.

The action of cathodic protection can produce an alkaline solution in the immediate vicinity of the anode, so it is recommended that a sound hull coating be applied to doubler plates and surrounding areas.

STEEL VESSELS

Steel is a very robust material. If the hull is well maintained with a good marine coating and suitable galvanic anodes, the vessel will last for many years. A good understanding of basic corrosion principles and how they apply to a steel vessel and a suitable maintenance schedule are critical in ensuring that steel vessels are adequately protected against corrosion.

NON-METALLIC VESSELS

Corrosion of non-metallic vessels (eg fibreglass or timber) is restricted to metallic fittings such as shafts/propellers, rudders and skin fittings. Most corrosion can be controlled by installing shaft anodes and/or bonding all submerged metallic components to a hull anode.

ANODES AND COATING SYSTEMS WORK TOGETHER

Anodes and a good quality coating work best when applied together. The protective coating reduces the amount of DC current discharging from the hull by reducing the exposed surface area. When the coating starts to deteriorate over time, and more of the steel becomes exposed, the anodes offer protection to those exposed areas.

The application of coatings and anodes should be seen as complimentary to each other.

ENGINES

Many marine engine manufacturers install small zinc or aluminium anodes inside the cooling jackets of salt water cooling systems. These anodes minimise corrosion damage to the metallic internal surfaces. Due to the active degradation of these small anodes in high flow conditions, they should be checked regularly.

BILGES & BALLAST TANKS

Bilges and ballast tanks are considered wet areas that can contain substantial quantities of water and other fluids and should be treated like any other structure requiring protection against corrosion. A bilge or ballast tank should be correctly coated and anodes employed.

ELECTROLYTIC CORROSION/ STRAY CURRENT

Electrolytic corrosion is caused by current from an external source, such as a vessel's battery or the shore power supply at a marina. This current is known as stray current.

Electrolytic corrosion can cause serious damage to a vessel's hull, underwater metallic components, coating systems and anodes.

If an underwater inspection reveals unusually rapid depletion of anodes or serious localised damage to the coating, this may be an indication that the vessel has been or is currently being subjected to stray current.

In addition to a comprehensive inspection and possible repair, identification of the cause of the stray current is critical. This can be achieved using a reference electrode, such as a Rust Seeker to identify the source of the stray current. Alternatively, a specialist, such as a corrosion engineer, may be required to assist with the investigation.

WHICH ANODES SHOULD I USE?



THE PROTECTED ZONE

As noted earlier, all vessels with a metallic hull or metallic fittings have a natural potential (voltage). For most vessels, their natural potential leaves them vulnerable to corrosion. The purpose of anodes is to shift the potential of your vessel into the “protected zone” (see table below). In most cases, that means a shift of around 100mV to 200mV in the negative direction.

Non-metallic hulled vessels (eg fibreglass or timber) which have metallic fittings such as propellers and drive shafts require anodes. The natural potential of these vessels may already be close to the “protected zone”, so only small anodes are required to protect a small metallic surface area.

The potential of your vessel can be checked using a simple Reference Electrode (eg Rust Seeker, see page 62).

Often the original anode plan for your vessel has been designed by a corrosion engineer, calculating the

anode requirements based on vessel type and size, environmental conditions, the coating, as well as the expected maintenance cycle.

If conditions change or the anodes are disappearing faster than usual, it is recommended that an assessment of the vessel be undertaken using a Reference Electrode (eg Rust Seeker) or seeking the advice of a suitable qualified corrosion engineer. The Australasian Corrosion Association (www.corrosion.com.au) has a list of qualified engineers that can help.

THE IMPORTANCE OF CHEMICAL COMPOSITION

Decades of research and field testing has been undertaken by engineers and scientists from Universities, Defence Organisations and private companies from around the world. Their combined research has identified the best combinations of elements to create the most effective anodes for various environmental conditions.

Their research and testing has been performed in fully equipped and accredited laboratories and in controlled long term field testing facilities.

After rigorous testing and peer review, if a new alloys is proven to be more effective than its predecessors and it meets national and/or international acceptance criteria, they may eventually become part of national and international standards. This is the process that has been undertaken to determine the current accepted national and international standards for Anode Alloys.

The current internationally accepted alloys have been in production for many years, they are cast by anode manufacturing foundries all around the world and they protect billions of dollars’ worth of vessels and other infrastructure such as oil rigs, sheet pile walls, wharves and pipelines. Their strong scientific backing, along with long term data on their in-field performance is what makes them the internationally accepted alloys.

Vessel Potential in Seawater Versus a Silver Silver Chloride Reference Electrode (Rust Seeker)

VESSEL TYPE	UNDER PROTECTED	PROTECTED ZONE Anodes installed & hull coated	OVER PROTECTED
Non-Metallic Hull with steel fittings*	More positive than -800mV	-800 to -1,150mV	More negative than -1,150mV
Non-Metallic Hull with aluminium fittings*	More positive than -900mV	-900 to -1,000mV	More negative than -1,000mV
Aluminium Hull	More positive than -900mV	-900 to -1,000mV	More negative than -1,000mV
Steel Hull	More positive than -800mV	-800 to -1,150mV	More negative than -1,150mV
Note: Values may vary according to alloys, water temperature and type of coating.	Vessel is under protected and requires attention.	Vessel is adequately protected.	Vessel may be over protected..

*If a non-metallic vessel has steel fittings as well as other metal fittings such as nickel or stainless steel, the protected zone is based on the metal that is more Anodic (refer to the Galvanic Series Table on page 4)

	Aluminium Anodes	Zinc Anodes		Magnesium Anodes	
Alloys	A1, A2, A6	Z1	Z2	M1C	M2, M3
Main Use	Marine	Marine and soil	Soil	Freshwater Vessels, Soil & Hot Water Service (TDS: 0 – 40 mg/L)	Freshwater Vessels, Soil & Hot Water Service (TDS: 40 – 600 mg/L)
Seawater	✓	✓	✗	✗	✗
Brackish Water	✓*	✓	✗	✗	✗
Freshwater	✓*	✓	✗	✓ High resistivity water	✓ Medium/low resistivity water
Soil	✗	✓ Some low resistivity soils	✓	✓ High resistivity soils	✓ Medium/low resistivity soils
	<p>The sea water efficiency and driving potential of aluminium anode alloys is marginally better than zinc anodes. This means that in sea water, for an anode of equivalent dimensions, an aluminium anode will offer slightly better performance and slightly longer life.</p> <p>*Aluminium anodes may exhibit a lower rate of efficiency if used in brackish and freshwater when compared to zinc anodes.</p> <p>Ships and large marine structures, such as wharves which require considerable anode mass, will justify the benefits of aluminium alloys over zinc but for most vessels, the difference between zinc and aluminium alloys is marginal.</p> <p>CAA supply aluminium anodes according to the following internationally recognised standards:</p> <ul style="list-style-type: none"> • Australian Standard AS2239 - A1, A2 & A6 Alloy • NACE National Association of Corrosion Engineers TM0190 & SP0607 • NORSOK M-503 • US Military Specification MIL-DTL-24779D(SH) • Det Norske Veritas DNV RP-B401 - Aluminium 	<p>Zinc alloy anodes have been used for many years as a reliable means of providing cathodic protection. The universal benefits of being able to efficiently operate in sea water, brackish and fresh water is why zinc anodes continue to be very popular.</p> <p>WARNING: At temperatures in excess of 50°C, hard non-saline waters (such as some fresh water cooling systems) may cause the polarity of a zinc anode/steel couple to reverse. That is, the steel may become anodic to the zinc anode and corrode at a rate more rapidly than existed prior to the installation of the anode. Seek the advice of a corrosion engineer if you expect to experience these conditions.</p> <p>CAA supply zinc anodes according to the following internationally recognised standards:</p> <ul style="list-style-type: none"> • Australian Standard AS2239 - Z1 & Z2 Alloys • ASTM International ASTM B418 • US Mil Spec MIL-DTL-18001L • Det Norske Veritas DNV RP-B401 - Zinc 	<p>Magnesium anodes have a high negative driving potential which makes them suitable for the protection of steel structures where the environment has a high resistivity, such as in soil and fresh water. Magnesium anodes are used extensively for the protection of buried pipelines and also in hot and cold potable water applications.</p> <p>WARNING: Magnesium alloy anodes should not be used in salt water without the advice of a corrosion engineer. The use of magnesium alloy anodes in sea water can cause major damage to coating systems on steel and aluminium hulls.</p> <p>CAA supply magnesium anodes according to the following internationally recognised standards:</p> <ul style="list-style-type: none"> • Australian Standard AS2239 - M2 & M3 Alloys • ASTM International B843 - M1C, AZ31B, AZ31D, AZ63B, AZ63C and AZ63D alloys 		

ZINC AND ALUMINIUM ANODES AND THE ENVIRONMENT

Anodes, whether they are Zinc or Aluminium, assist to protect our environment. By attaching anodes, the service life of assets are maximised, which saves on energy and resources.

Zinc and Aluminium anodes contain minute percentages of Cadmium. In Zinc and some Aluminium anode alloys, Cadmium is required to ensure the efficiency of the anode. Cadmium occurs naturally in Aluminium primary metal, so when either Zinc or Aluminium anodes break down, a minute percentage of Cadmium is released.

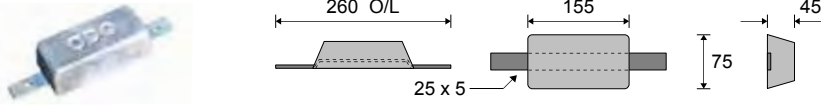
Manufacturing Aluminium anodes require a much larger amount of energy compared to Zinc anodes. Using coal fired power, Aluminium anodes produce around 5 times the Carbon emissions compared to Zinc anodes.

We are proud to play a major role in the fight against corrosion. We take this responsibility very seriously and we will continue to work towards reducing our environmental footprint.

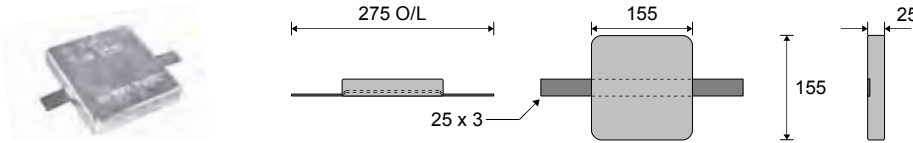
WELD-ON & BOLT-ON BLOCK ANODES

To suit pleasure craft, commercial vessels, ships hulls, rudders, buoys, ballast tanks, bow thrusters, heat exchangers, piers, wharves and jetties and sea chests.

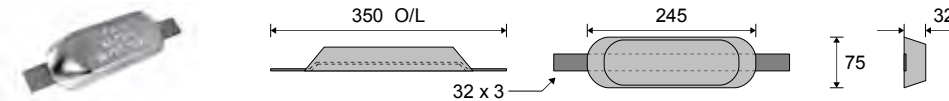
Alloy	Part Number	Net Wt	Gross Wt	Insert	Overall Length	Length	Width	Height
Mag	CDM-1.0S	0.7kg	1.0kg	Gal steel 25 x 5	260	155	75	45



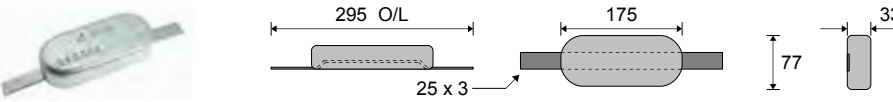
Zinc	CDZ1-66-1S	4.0kg	4.2kg	Gal steel 25 x 3	275	155	155	25
Alum	CDA-1.5S Type 1	1.6kg	1.8kg	Mild steel 25 x 3	275	155	155	25



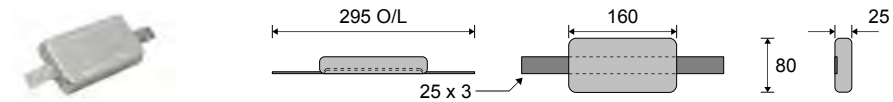
Zinc	CDZ1-103-125S	3.3kg	3.6kg	Gal steel 32 x 3	350	245	75	32
Alum	CDA-1.55S Type 1	1.3kg	1.6kg	Mild steel 32 x 3	350	245	75	32



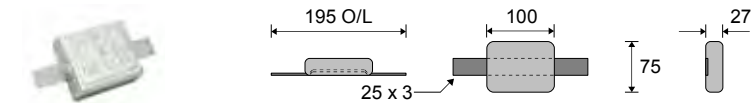
Zinc	CDZ2-73-125S	2.6kg	2.8kg	Gal steel 25 x 3	295	175	77	33
Alum	CDA-1S Type 2	1.1kg	1.3kg	Mild steel 25 x 3	295	175	77	33



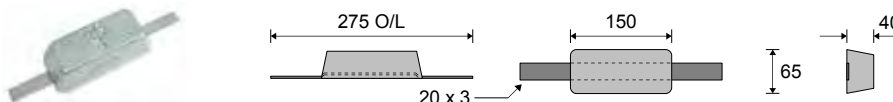
Zinc	CDZ2-63-1S	1.9kg	2.1kg	Gal steel 25 x 3	295	160	80	25
Zinc	CDZ2-63-1ALS	1.9kg	2.0kg	Aluminium 25 x 3	295	160	80	25



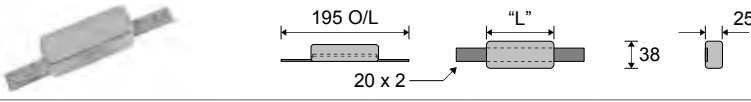
Zinc	CDZ2-43-1S	1.3kg	1.4kg	Gal steel 25 x 3	195	100	75	27
------	-------------------	-------	-------	------------------	-----	-----	----	----



Zinc	CDZ2-63-1.60S	2.2kg	2.4kg	Gal steel 20 x 3	275	150	65	40
------	----------------------	-------	-------	------------------	-----	-----	----	----

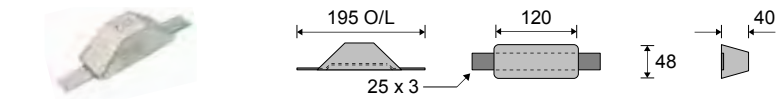


Zinc	CDZ2-415-1S	0.6kg	0.7kg	Gal steel 20 x 2	195	103	38	25
Zinc	CDZ2-515-1S	0.7kg	0.8kg	Gal steel 20 x 2	195	125	38	25

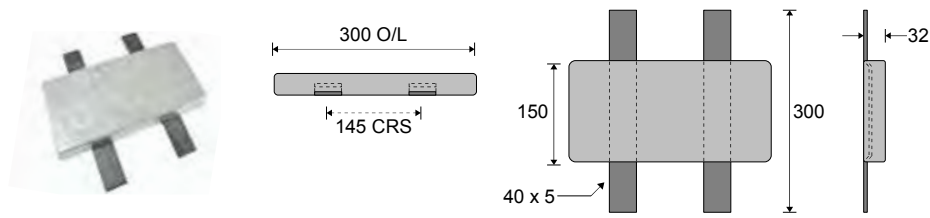


WELD-ON & BOLT-ON BLOCK ANODES (continued)

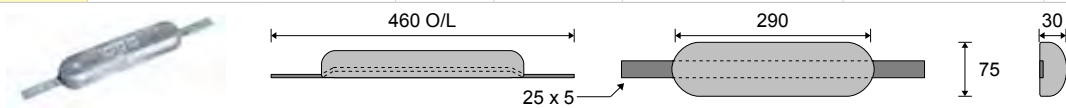
Alloy	Part Number	Net Wt	Gross Wt	Insert	Overall Length	Length	Width	Height
Zinc	CDZ2-52-15S	0.9kg	1.0kg	Gal steel 25 x 3	195	120	48	40



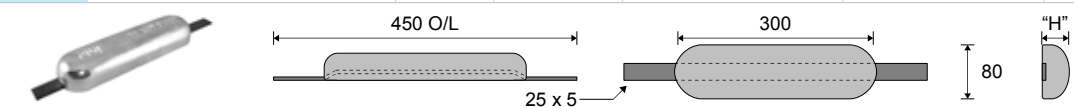
Alloy	Part Number	Net Wt	Gross Wt	Insert	Overall Length	Length	Width	Height
Zinc	CDZ8-126-1.25S ZP (Z Peller)	8.9kg	9.9kg	Mild steel 40 x 5	300	300	150	32



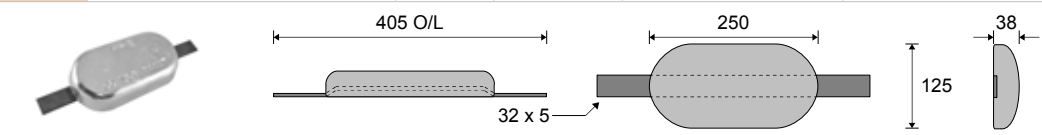
Alloy	Part Number	Net Wt	Gross Wt	Insert	Overall Length	Length	Width	Height
Mag	CDM-1.2S	1.0kg	1.4kg	Gal steel 25 x 5	460	290	75	30



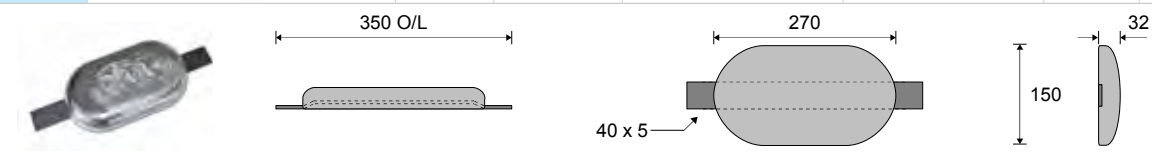
Alloy	Part Number	Net Wt	Gross Wt	Insert	Overall Length	Length	Width	Height "H"
Zinc	CDZ8-123-150S	5.6kg	6.0kg	Mild steel 25 x 5	450	300	80	40
Alum	CDA-2S	1.9kg	2.3kg	Mild steel 25 x 5	450	300	80	40
Zinc	CDZ8-123-200S	6.9kg	7.3kg	Mild steel 25 x 5	450	300	80	50



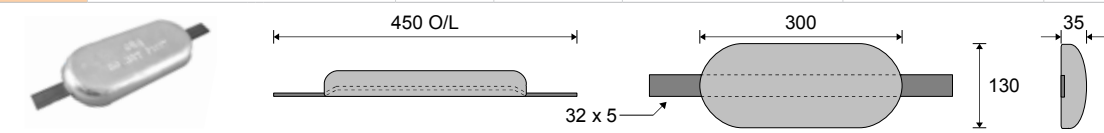
Alloy	Part Number	Net Wt	Gross Wt	Insert	Overall Length	Length	Width	Height
Zinc	CDZ8-10S Type 1	6.5kg	7.0kg	Mild steel 32 x 5	405	250	125	38
Alum	CDA-2.7S	2.6kg	3.1kg	Mild steel 32 x 5	405	250	125	38



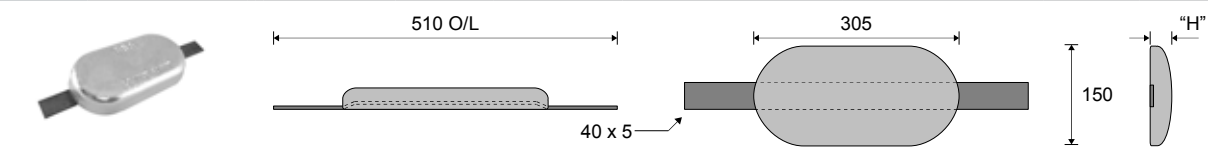
Alloy	Part Number	Net Wt	Gross Wt	Insert	Overall Length	Length	Width	Height
Zinc	CDZ8-10S Type 2	6.5kg	7.1kg	Mild steel 40 x 5	350	270	150	32



Alloy	Part Number	Net Wt	Gross Wt	Insert	Overall Length	Length	Width	Height
Alum	CDA-3S Type 1	2.7kg	3.2kg	Mild steel 32 x 5	450	300	130	35

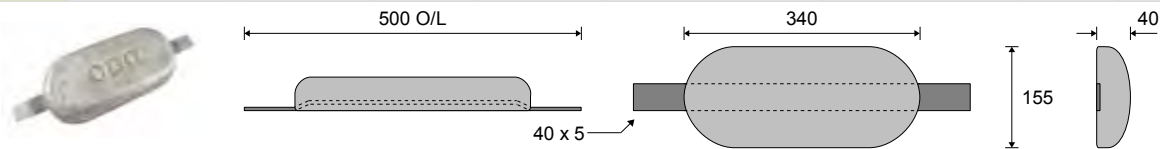


Alloy	Part Number	Net Wt	Gross Wt	Insert	Overall Length	Length	Width	Height "H"
Zinc	CDZ8-12-125S	7.7kg	8.5kg	Mild steel 40 x 5	510	305	150	32
Zinc	CDZ8-12-150S	9.2kg	10.0kg	Mild steel 40 x 5	510	305	150	38
Zinc	CDZ8-12-175S	11.2kg	12.0kg	Mild steel 40 x 5	510	305	150	45
Zinc	CDZ8-12-200S	12.2kg	13.0kg	Mild steel 40 x 5	510	305	150	50

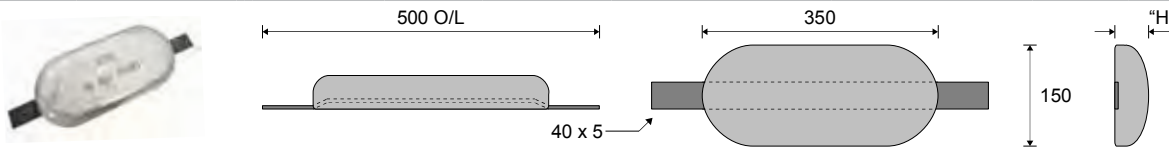


WELD-ON & BOLT-ON BLOCK ANODES (continued)

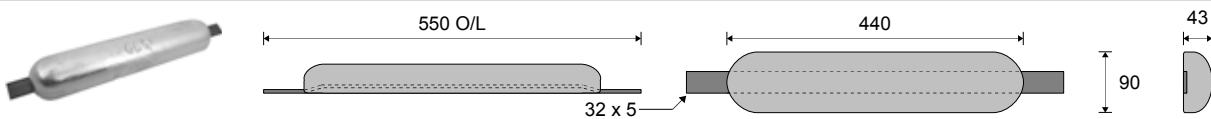
Alloy	Part Number	Net Wt	Gross Wt	Insert	Overall Length	Length	Width	Height
Mag	CDM-3.5S	2.7kg	3.5kg	Gal steel 40 x 5	500	340	155	40



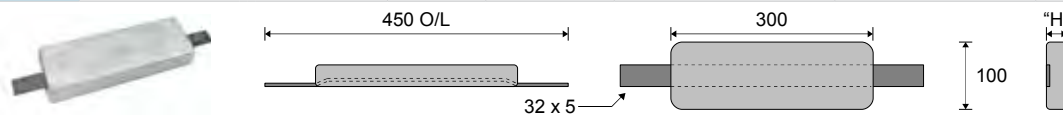
Alloy	Part Number	Net Wt	Gross Wt	Insert	Overall Length	Length	Width	Height "H"
Zinc	CDZ8-14-200S	14.2kg	15.0kg	Mild steel 40 x 5	500	350	150	50
Alum	CDA-5S Type 1	4.2kg	5.0kg	Mild steel 40 x 5	500	350	150	40



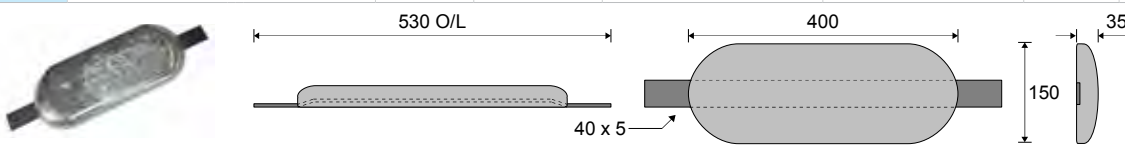
Alloy	Part Number	Net Wt	Gross Wt	Insert	Overall Length	Length	Width	Height
Zinc	CDZ8-18S	8.0kg	8.7kg	Mild steel 32 x 5	550	440	90	43
Alum	CDA8-18S	3.0kg	3.7kg	Mild steel 32 x 5	550	440	90	43



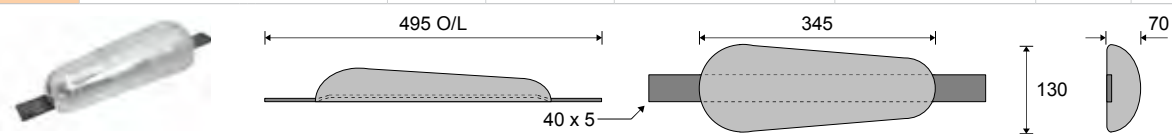
Alloy	Part Number	Net Wt	Gross Wt	Insert	Overall Length	Length	Width	Height "H"
Zinc	CDZ8-124-125S	6.8kg	7.3kg	Mild steel 32 x 5	450	300	100	35
Zinc	CDZ8-124-200S	10.0kg	10.5kg	Mild steel 32 x 5	450	300	100	50



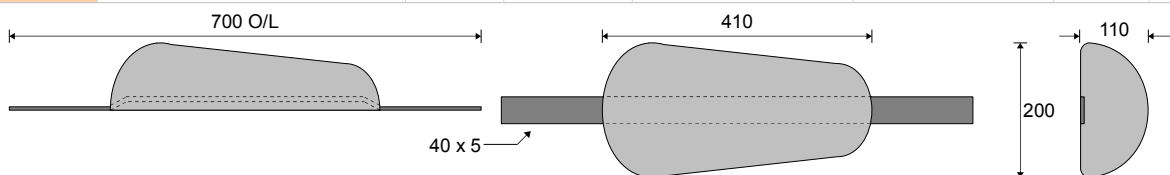
Alloy	Part Number	Net Wt	Gross Wt	Insert	Overall Length	Length	Width	Height
Zinc	CDZ8-16-1.25S	11.0kg	11.8kg	Mild steel 40 x 5	530	400	150	35



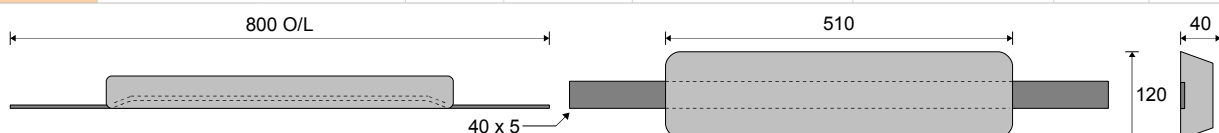
Alloy	Part Number	Net Wt	Gross Wt	Insert	Overall Length	Length	Width	Height
Zinc	CDZ3-345S	12.2kg	13.0kg	Mild steel 40 x 5	495	345	130	70
Alum	CDA3-345S	4.6kg	5.2kg	Mild steel 40 x 5	495	345	130	70



Alloy	Part Number	Net Wt	Gross Wt	Insert	Overall Length	Length	Width	Height
Zinc	CDZ3-16S	34.0kg	35.0kg	Mild steel 40 x 5	700	410	200	110
Alum	CDA3-16S	12.9kg	13.9kg	Mild steel 40 x 5	700	410	200	110

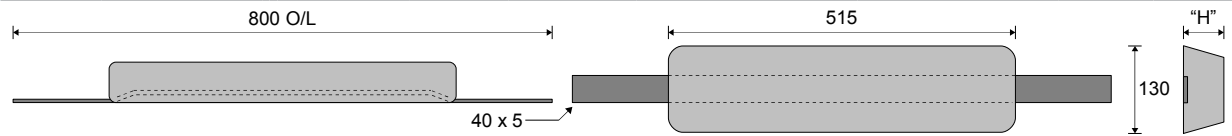


Alloy	Part Number	Net Wt	Gross Wt	Insert	Overall Length	Length	Width	Height
Alum	CDA-6S Type 2	5.3kg	6.5kg	Mild steel 40 x 5	800	510	120	40

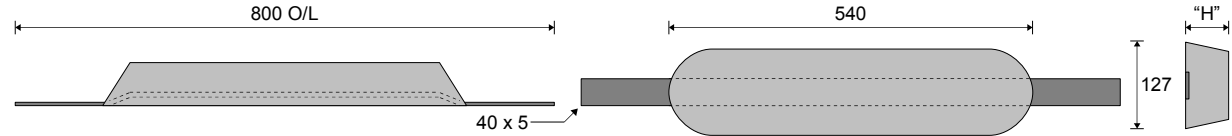


WELD-ON & BOLT-ON BLOCK ANODES (continued)

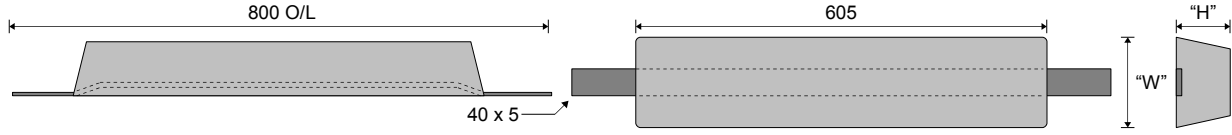
Alloy	Part Number	Net Wt	Gross Wt	Insert	Overall Length	Length	Width	Height "H"
Zinc	CDZ8-20-175S	16.8kg	18.0kg	Mild steel 40 x 5	800	515	130	50
Alum	CDA-8S Type 1	6.8kg	8.0kg	Mild steel 40 x 5	800	515	130	50
Zinc	CDZ8-20-200S	18.8kg	20.0kg	Mild steel 40 x 5	800	515	130	55
Zinc	CDZ8-20-250S	22.8kg	24.0kg	Mild steel 40 x 5	800	515	130	60



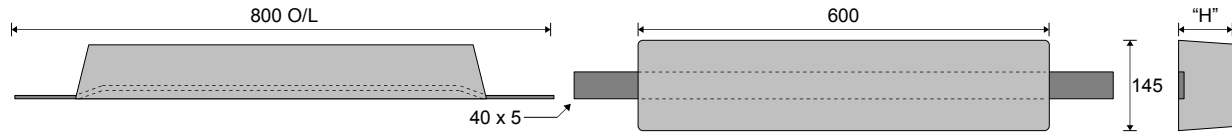
Alloy	Part Number	Net Wt	Gross Wt	Insert	Overall Length	Length	Width	Height "H"
Zinc	CDZ8-22-200S	20.8kg	22.0kg	Mild steel 40 x 5	800	540	127	55
Alum	CDA-9S Type 3	7.6kg	8.8kg	Mild steel 40 x 5	800	540	127	55
Zinc	CDZ8-22-250S	25.8kg	27.0kg	Mild steel 40 x 5	800	540	127	65
Alum	CDA-12S	10.5kg	11.7kg	Mild steel 40 x 5	800	540	127	70
Alum	CDA-13S Type 2	11.8kg	13.0kg	Mild steel 40 x 5	800	540	127	75



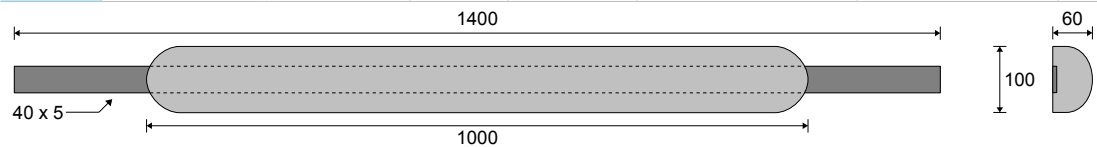
Alloy	Part Number	Net Wt	Gross Wt	Insert	Overall Length	Length	Width "W"	Height "H"
Zinc	CDZ8-24-200S	24.8kg	26.0kg	Mild steel 40 x 5	800	605	120	60
Zinc	CDZ8-24-250S	33.8kg	35.0kg	Mild steel 40 x 5	800	605	130	75



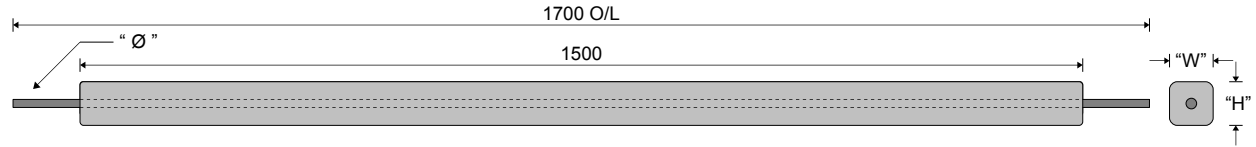
Alloy	Part Number	Net Wt	Gross Wt	Insert	Overall Length	Length	Width	Height "H"
Alum	CDA-11S Type 1	10.0kg	11.2kg	Mild steel 40 x 5	800	600	145	47
Alum	CDA-15S Type 1	13.8kg	15.0kg	Mild steel 40 x 5	800	600	145	65
Alum	CDA-20S Type 2	20.0kg	21.2kg	Mild steel 40 x 5	800	600	145	90



Alloy	Part Number	Net Wt	Gross Wt	Insert	Overall Length	Length	Width	Height
Zinc	CDZ8-40S	33.4kg	36.0kg	Mild steel 40 x 5	1400	1000	100	60


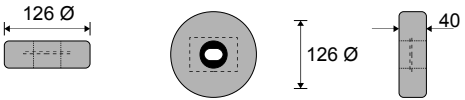

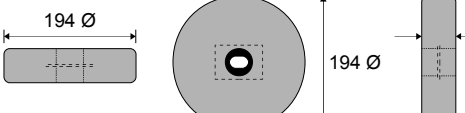

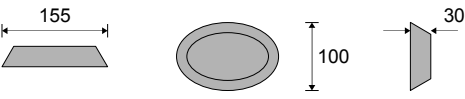



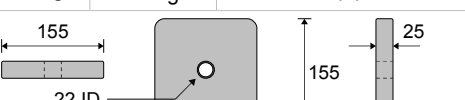



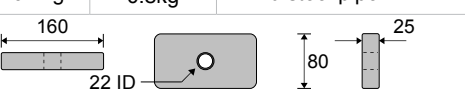



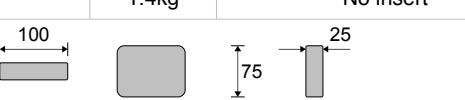

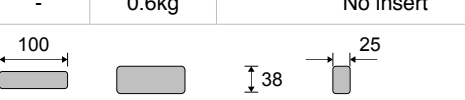


Alloy	Part Number	Net Wt	Gross Wt	Insert "Ø"	Overall Length	Length	Width "W"	Height "H"
Zinc	CDZ8-60S 14kg	12.5kg	14.0kg	Mild steel rod 12 Ø	1700	1500	37	38
Mag	CDM-7.0S	6.3kg	7.8kg	Gal steel rod 12 Ø	1700	1500	50	50
Zinc	CDZ8-60S 27kg	25.2kg	26.7kg	Mild steel rod 12 Ø	1700	1500	54	46
Alum	CDA-10S Type 1	10.3kg	11.8kg	Mild steel rod 12 Ø	1700	1500	54	46
Mag	CDM-11.0S	11.0kg	12.5kg	Gal steel rod 12 Ø	1700	1500	65	65
Zinc	CDZ8-60S 45kg	42.3kg	45.0kg	Mild steel rod 16 Ø	1700	1500	65	65



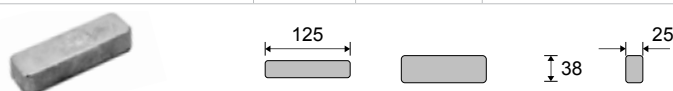
BOLT-ON ANODES

To suit commercial, pleasure craft, buoys, pylons, lobster, cray, crab pots and seachests.


Alloy	Part Number	Net Wt	Gross Wt	Insert	Hole Detail	OD	Height
Zinc	CDZ6C-126H Azimut	3.6kg	3.7kg	Mild steel 50 x 3	17.5 Ø x 28	126	40
				Description: 125mm Transon Anode to suit AZ39, AZ40, AZ42, AZ43, AZ46, AZ50, AZ55, AZ62			
Zinc	CDZ6C-194H Bay Series	9.7kg	9.8kg	Mild steel 50 x 3	17.5 Ø x 28	194	50
				Description: Bay Series hull anodes			
Zinc	Blackwatch	-	1.9kg	No insert	155	100	30
				Description: Blackwatch disc anode			
Zinc	CDZ1-66-1	-	4.0kg	No insert	155	155	25
Alum	CDA-1.5	-	1.7kg	No insert	155	155	25
							
Zinc	CDZ1-66-1H Type 1	3.9kg	4.0kg	Gal steel pipe 22 ID x 25 long	155	155	25
Alum	CDA-1.5H	1.6kg	1.7kg	Mild steel pipe 22 ID x 25 long	155	155	25
							
Zinc	CDZ2-63-1	-	2.0kg	No insert	160	80	25
							
Zinc	CDZ2-63-1H	1.9kg	2.0kg	Gal steel pipe 22 ID x 25 long	160	80	25
Alum	CDA-1H	0.7kg	0.8kg	Mild steel pipe 22 ID x 25 long	160	80	25
							
Zinc	CDZ2-64-75	-	2.0kg	No insert	150	100	20
							
Zinc	CDZ2-43-1	-	1.4kg	No insert	100	75	25
							
Zinc	CDZ2-415-1	-	0.6kg	No insert	100	38	25
							

BOLT-ON ANODES (continued)

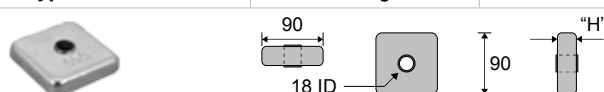
Alloy	Part Number	Net Wt	Gross Wt	Insert	Length	Width	Height
Zinc	CDZ2-515-1	-	0.8kg	No insert	125	38	25



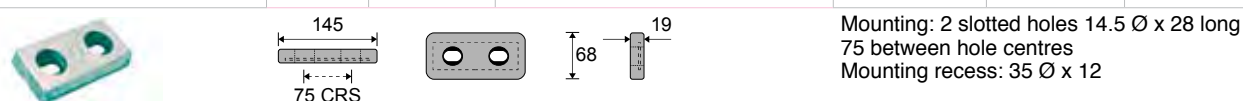
Alloy	Part Number	Net Wt	Gross Wt	Insert	Length	Width	Height
Zinc	CDZ2-1611	-	1.9kg	No insert	400	27	27



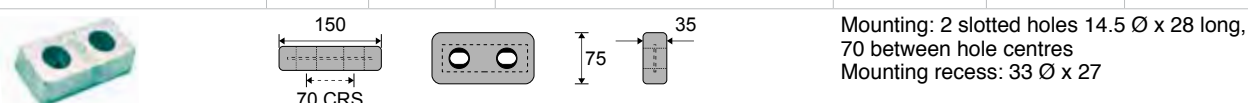
Alloy	Part Number	Gross Wt	Insert	Length	Width	Height "H"
Zinc	CDZ7-350-19H	0.9kg	Gal steel pipe 18 ID x 21	90	90	19
Alum	CDA Type A	0.3kg	Gal steel pipe 18 ID x 21	90	90	19
Zinc	CDZ7-350-32H	1.4kg	Gal steel pipe 18 ID x 34	90	90	32
Alum	CDA Type B	0.5kg	Gal steel pipe 18 ID x 34	90	90	32
Zinc	CDZ7-350-38H	1.8kg	Gal steel pipe 18 ID x 40	90	90	38
Alum	CDA Type C	0.7kg	Gal steel pipe 18 ID x 40	90	90	38



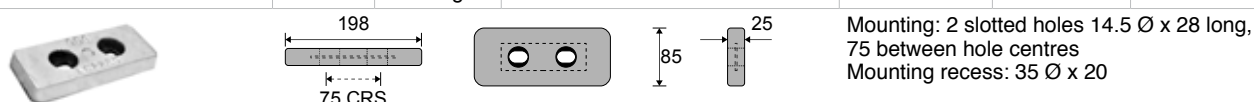
Alloy	Part Number	Net Wt	Gross Wt	Insert	Length	Width	Height
Zinc	CDZ2-63-75H	0.9kg	1.0kg	Mild steel flat 40 x 3	145	68	19



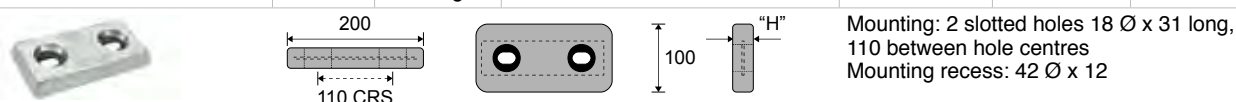
Alloy	Part Number	Net Wt	Gross Wt	Insert	Length	Width	Height
Zinc	CDZ2-63-1.50H	1.9kg	2.0kg	Mild steel 40 x 3	150	75	35



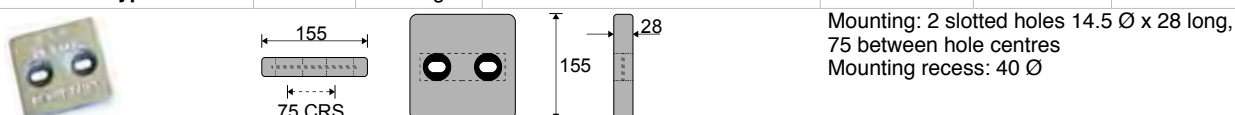
Alloy	Part Number	Net Wt	Gross Wt	Insert	Length	Width	Height
Zinc	CDZ2-83-1.0H	2.3kg	2.4kg	Mild steel flat 40 x 3	198	85	25



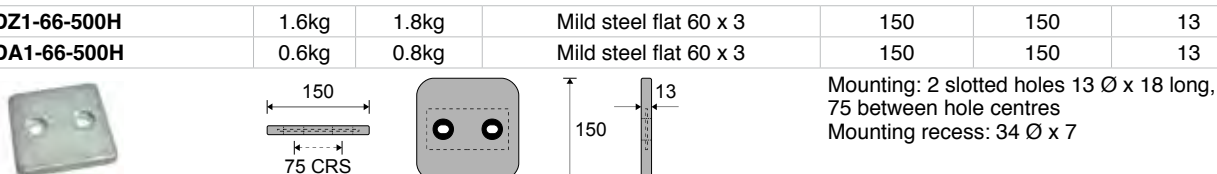
Alloy	Part Number	Net Wt	Gross Wt	Insert	Length	Width	Height "H"
Zinc	CDZ2-84-75H	2.4kg	2.6kg	Mild steel flat 50 x 3	200	100	20
Zinc	CDZ2-84-1.25H	3.5kg	3.7kg	Mild steel flat 50 x 3	200	100	35
Zinc	CDZ2-84-1.37H	4.1kg	4.3kg	Mild steel flat 50 x 3	200	100	40



Alloy	Part Number	Net Wt	Gross Wt	Insert	Length	Width	Height
Zinc	CDZ1-66-1H Type 2 NEW	3.7kg	3.8kg	Mild steel flat 40 x 3	155	155	28
Alum	CDA1-66-1H Type 2 NEW	1.4kg	1.5kg	Mild steel flat 40 x 3	155	155	28

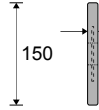
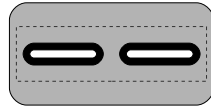
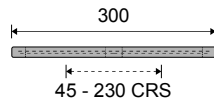


Alloy	Part Number	Net Wt	Gross Wt	Insert	Length	Width	Height
DIVERS DREAM - SMALL							
Zinc	CDZ1-66-500H	1.6kg	1.8kg	Mild steel flat 60 x 3	150	150	13
Alum	CDA1-66-500H	0.6kg	0.8kg	Mild steel flat 60 x 3	150	150	13



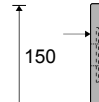
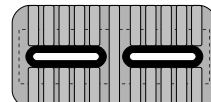
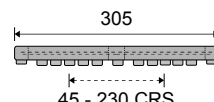
BOLT-ON ANODES (continued)

Alloy	Part Number	Net Wt	Gross Wt	Insert	Length	Width	Height
DIVERS DREAM - LARGE							
Zinc	CDZ1-126-500H	3.2kg	3.4kg	Mild steel flat 80 x 3	300	150	14
Alum	CDA1-126-500H	1.3kg	1.5kg	Mild steel flat 80 x 3	300	150	14
Mag	CDM1-126-500H	1.0kg	1.2kg	Mild steel flat 80 x 3	300	150	14



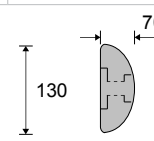
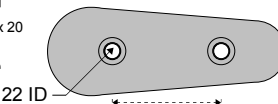
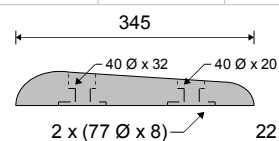
Mounting: 2 slotted holes
12 Ø x 98 long
Mounting Recess: 30 Ø x 5

Alloy	Part Number	Net Wt	Gross Wt	Insert	Length	Width	Height
DIVERS DREAM - DELUXE							
Zinc	CDZ1-126-875H	3.5kg	3.7kg	Mild steel flat 80 x 3	305	150	20



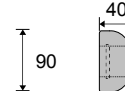

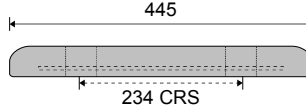
Mounting: 2 slotted holes
12 Ø x 98 long
Mounting Recess: 30 Ø x 14

Alloy	Part Number	Net Wt	Gross Wt	Insert	Length	Width	Height
Zinc	CDZ3-345C	11.4kg	11.5kg	2 Mild steel 22 ID x 25 long	345	130	70
Alum	CDA3-345C	4.3kg	4.4kg	2 Mild steel 22 ID x 25 long	345	130	70



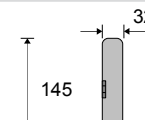
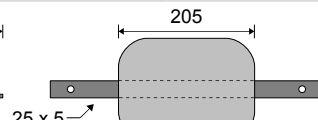
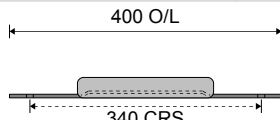
Mounting:
160 b/n hole centres
Mounting recess:
2 x 77 Ø x 8 deep

Alloy	Part Number	Net Wt	Gross Wt	Insert	Length	Width	Height
Zinc	CDZ8-18H Sunseeker	6.7kg	7.2kg	Mild steel flat 40 x 5	445	95	50
Alum	CDA8-18H Sunseeker	2.5kg	3.0kg	Mild steel flat 40 x 5	445	95	50



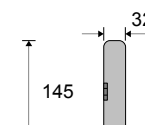
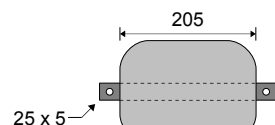
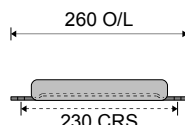
Mounting: 2 x slotted holes 22 Ø x 28 long. 234 b/n hole centres. Mounting Recess: 2 x 43 Ø x 27 deep.

Alloy	Part Number	Net Wt	Gross Wt	Insert	O/L	Length	Width	Height
Zinc	CDZ8-86S Type 1 Riviera Replacement - Small	5.0kg	5.4kg	Gal steel 25 x 5 with 2 x 10 dia holes. 340 between hole centres	400	205	145	32
Alum	CDA8-86S Type 1 Riviera Replacement - Small	1.9kg	2.3kg	Mild steel 25 x 5 with 2 x 10 dia holes. 340 between hole centres	400	205	145	32



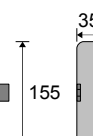
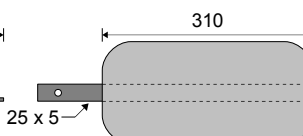
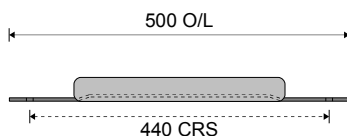
Also available with a
Stainless Steel insert

Alloy	Part Number	Net Wt	Gross Wt	Insert	O/L	Length	Width	Height
Zinc	CDZ8-86S Type 2 Maritimo Replacement - Small	5.0kg	5.2kg	Gal steel 25 x 5 with 2 x 10 dia holes. 230 between hole centres	260	205	145	32
Alum	CDA8-86S Type 2 Maritimo Replacement - Small	1.9kg	2.1kg	Mild steel 25 x 5 with 2 x 10 dia holes. 230 between hole centres	260	205	145	32



Also available with a
Stainless Steel insert

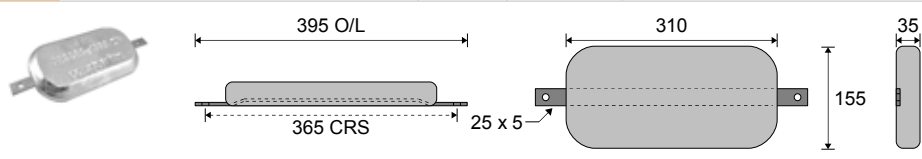
Alloy	Part Number	Net Wt	Gross Wt	Insert	O/L	Length	Width	Height
Zinc	CDZ8-126S Type 1 Riviera Replacement - Large	8.4kg	8.9kg	Gal steel 25 x 5 with 2 x 10 dia holes. 440 between hole centres	500	310	155	35
Alum	CDA8-126S Type 1 Riviera Replacement - Large	3.2kg	3.7kg	Mild steel 25 x 5 with 2 x 10 dia holes. 440 between hole centres	500	310	155	35



Also available with a
Stainless Steel insert

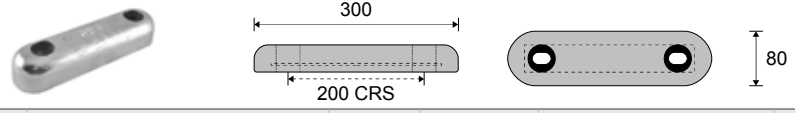
BOLT-ON ANODES (continued)

Alloy	Part Number	Net Wt	Gross Wt	Insert	O/L	Length	Width	Height
Zinc	CDZ8-126S Type 2 Maritimo Replacement - Large	8.4kg	8.8kg	Gal steel 25 x 5 with 2 x 10 dia holes. 365 between hole centres	395	310	155	35
Alum	CDA8-126S Type 2 Maritimo Replacement - Large	3.2kg	3.6kg	Mild steel 25 x 5 with 2 x 10 dia holes. 365 between hole centres	395	310	155	35



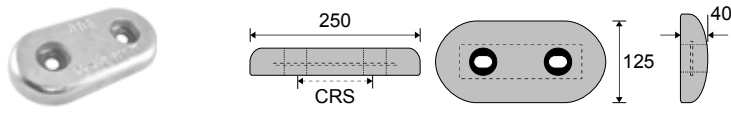
Also available with a Stainless Steel insert

Alloy	Part Number	Net Wt	Gross Wt	Insert	Length	Width	Height "H"
Zinc	CDZ8-123-150H	4.5kg	4.7kg	Mild steel flat 50 x 3	300	80	40
Zinc	CDZ8-123-200H	6.2kg	6.4kg	Mild steel flat 50 x 3	300	80	50



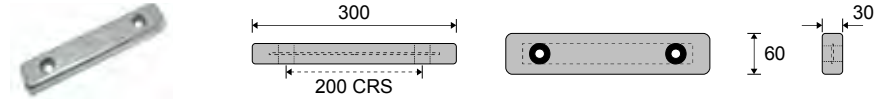
Mounting: 2 slotted holes 18 Ø x 31 long. 200 between hole centres.
Mounting Recess: 38 Ø x 26

Alloy	Part Number	Net Wt	Gross Wt	Insert	Hole Centre Dist "CRS"	Length	Width	Height
Zinc	CDZ8-10H Type 1	6.3kg	6.5kg	Mild steel flat 50 x 3	150	250	125	40
Alum	CDA-2.5H Type 1	2.3kg	2.5kg	Mild steel flat 50 x 3	150	250	125	40
Zinc	CDZ8-10H Type 2	6.3kg	6.5kg	Mild steel flat 50 x 3	110	250	125	40
Alum	CDA8-10H Type 2	2.3kg	2.5kg	Mild steel flat 50 x 3	110	250	125	40
Zinc	CDZ8-10H Type 3	6.3kg	6.5kg	Mild steel flat 50 x 3	100	250	125	40
Alum	CDA8-10H Type 3	2.3kg	2.5kg	Mild steel flat 50 x 3	100	250	125	40



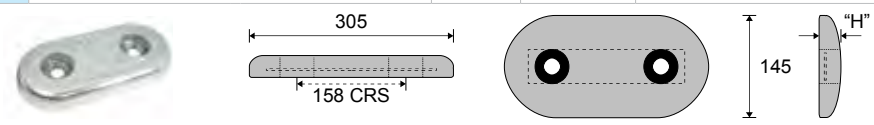
Mounting:
2 slotted holes 18 Ø x 31 long
Mounting recess: 45 Ø x 22

Alloy	Part Number	Net Wt	Gross Wt	Insert	Length	Width	Height
Zinc	CDZ8-12-2.5-1.25H	3.3kg	3.5kg	Mild steel flat 25 x 3	300	60	30



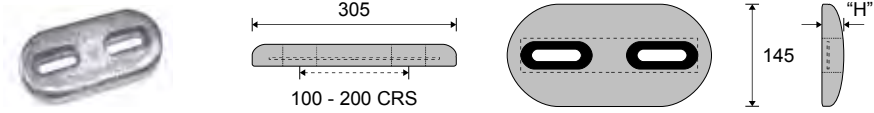
Mounting:
2 x 14 Ø holes
200 between hole centres
Mounting Recess: 24 Ø x 16

Alloy	Part Number	Net Wt	Gross Wt	Insert	Length	Width	Height "H"
Zinc	CDZ8-126-1.25H	7.0kg	7.3kg	Mild steel flat 50 x 3	305	145	32
Zinc	CDZ8-126-1.37H	8.3kg	8.6kg	Mild steel flat 50 x 3	305	145	35
Alum	CDA-3H Type 1	3.0kg	3.3kg	Mild steel flat 50 x 3	305	145	35
Zinc	CDZ8-126-200H Type 1	12.7kg	13.0kg	Mild steel flat 50 x 3	305	145	50



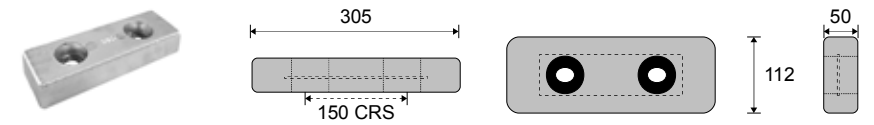
Mounting:
2 x 24 Ø holes
158 between hole centres
Mounting Recess: 55 Ø x 20

Alloy	Part Number	Net Wt	Gross Wt	Insert	Length	Width	Height "H"
Zinc	CDZ8-126-1.50H Type 2 NEW	8.0kg	8.2kg	Mild steel flat 50 x 3	305	145	38
Alum	CDA8-126-1.50H Type 2 NEW	2.9kg	3.1kg	Mild steel flat 50 x 3	305	145	38



Mounting:
2 x slotted holes 18 Ø x 70 long
Mounting Recess: 50 Ø x 23 deep

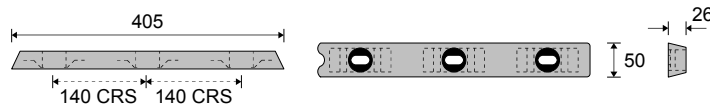
Alloy	Part Number	Net Wt	Gross Wt	Insert	Length	Width	Height
Zinc	CDZ8-124-2.0H	8.3kg	8.6kg	Mild steel flat 50 x 3	305	112	50
Alum	CDA-3H Type 2	3.1kg	3.4kg	Mild steel flat 50 x 3	305	112	50



Mounting:
2 slotted holes 22 Ø x 30 long
150 between hole centres
Mounting recess: 55 Ø x 25

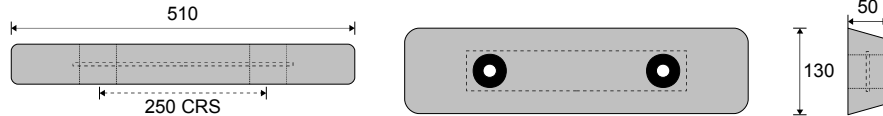
BOLT-ON ANODES (continued)

Alloy	Part Number	Net Wt	Gross Wt	Insert	Length	Width	Height
Zinc	CDZ8-QS1H Quicksilver NEW	2.9kg	3.1kg	Gal steel 32 x 3 (3 segments)	405	50	26

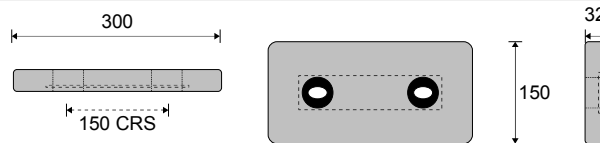


Mounting holes:
3 x slotted 14.5 dia x 28
Mounting recess:
30 Ø x 23 deep

Alloy	Part Number	Net Wt	Gross Wt	Hole & Insert Detail	Length	Width	Height
Alum	CDA-7H	6.4kg	7.2kg	MS 50 x 6, 2 x 18 Ø holes, 250 CRS, 50 Ø x 40 mount recess	510	130	50



Alloy	Part Number	Net Wt	Gross Wt	Insert	Length	Width	Height
Zinc	CDZ8-126-1.25H ZP "Z Peller"	9.2kg	9.5kg	Mild steel flat 50 x 5	300	150	32

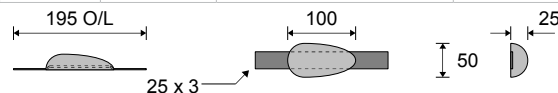


Mounting:
2 x 18 Ø x 31 slotted holes
150 between hole centres
Mounting recess: 40 Ø x 22

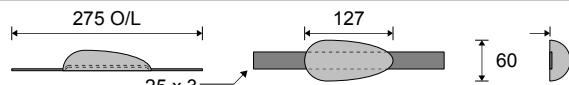
WELD-ON & BOLT-ON TEAR DROP ANODES

To suit commercial and pleasure craft, where streamlining is required.

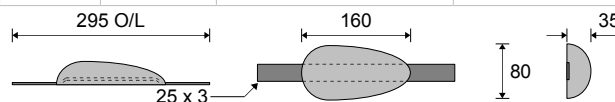
Alloy	Part Number	Net Wt	Gross Wt	Insert	Overall Length	Length	Width	Height
Zinc	CDZ3-4S NEW	0.4kg	0.6kg	Gal steel 25 x 3	195	100	50	25



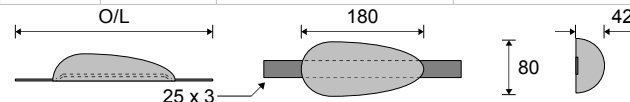
Alloy	Part Number	Net Wt	Gross Wt	Insert	Overall Length	Length	Width	Height
Zinc	CDZ3-5S	0.8kg	1.0kg	Gal steel 25 x 3	275	127	60	30



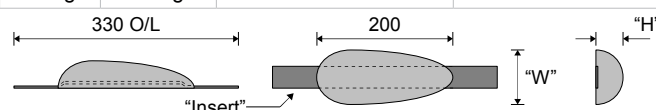
Alloy	Part Number	Net Wt	Gross Wt	Insert	Overall Length	Length	Width	Height
Zinc	CDZ3-7S 1.7kg	1.5kg	1.7kg	Gal steel 25 x 3	295	160	80	35
Zinc	CDZ3-7ALS 1.7kg	1.6kg	1.7kg	Aluminium 25 x 3	295	160	80	35



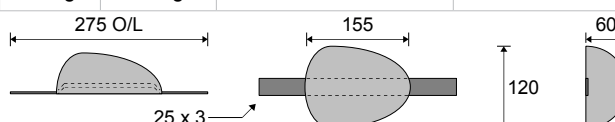
Alloy	Part Number	Net Wt	Gross Wt	Insert	Overall Length	Length	Width	Height
Zinc	CDZ3-7S 2.2kg	2.0kg	2.2kg	Gal steel 25 x 3	295	180	80	42
Zinc	CDZ3-7ALS 2.2kg	2.0kg	2.2kg	Aluminium 25 x 3	295	180	80	42
Zinc	CDZ3-7S 2.2kg LS	2.1kg	2.2kg	Gal steel 25 x 3	320	180	80	42



Alloy	Part Number	Net Wt	Gross Wt	Insert	Overall Length	Length	"W"	"H"
Zinc	CDZ3-8S Type 1 (2.5kg) NEW	2.4kg	2.5kg	Mild steel 32 x 3	330	200	80	40
Zinc	CDZ3-8ALS Type 1 (2.5kg) NEW	2.4kg	2.5kg	Aluminium 32 x 6	330	200	80	40
Zinc	CDZ3-8S Type 1 (3.0kg) NEW	2.9kg	3.0kg	Mild steel 32 x 3	330	200	85	45
Zinc	CDZ3-8ALS Type 1 (3.0kg) NEW	2.9kg	3.0kg	Aluminium 32 x 6	330	200	85	45
Alum	CDA-1.3S NEW	1.2kg	1.3kg	Mild steel 32 x 3	330	200	85	45



Alloy	Part Number	Net Wt	Gross Wt	Insert	Overall Length	Length	Width	Height
Zinc	CDZ3-6S	4.0kg	4.2kg	Gal steel 25 x 3	275	155	120	60



WELD-ON & BOLT-ON TEAR DROP ANODES (continued)









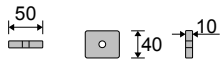
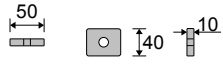
Alloy	Part Number	Net Wt	Gross Wt	Insert	Overall Length	Length	Width	Height
Zinc	CDZ3-6B	3.9kg	4.00kg	S/S stud 3/8 UNC 75 long with S/S nyloc nut	155	155	120	60
Zinc	CDZ3-8S	1.2kg	1.3kg	Gal steel 25 x 3	190	85 Ø	85 Ø	48
Zinc	CDZ3-93-15S	2.3kg	2.5kg	Gal steel 25 x 3	295	215	75	40
Zinc	CDZ3-93-15ALS	2.4kg	2.5kg	Aluminium 25 x 3	295	215	75	40
Alum	CDA-1S Type 1	0.8kg	1.0kg	Mild steel 25 x 3	295	215	75	40
Zinc	CDZ3-9S	2.9kg	3.1kg	Gal steel 25 x 3	295	170	85	50

BOLT-ON TEAR DROP ANODES

To suit commercial and pleasure craft, where streamlining is required.

Alloy	Part Number	Net Wt	Gross Wt	Length	Width	Height
Zinc	CDZ3-3.5	-	0.3kg	90	38	24
Zinc	CDZ3-5	-	0.9kg	127	60	30
Zinc	CDZ3-7 1.7kg	-	1.7kg	165	80	35
Zinc	CDZ3-7 2.1kg	-	2.1kg	170	80	40
Zinc	CDZ3-8 Type 1, 2.5kg NEW	-	2.5kg	200	80	40
Zinc	CDZ3-8 Type 1, 3.0kg NEW	-	3.0kg	200	85	45
Zinc	CDZ3-3.5H	-	0.25kg	90	38	22
Zinc	CDZ3-5H	-	0.9kg	130	60	30

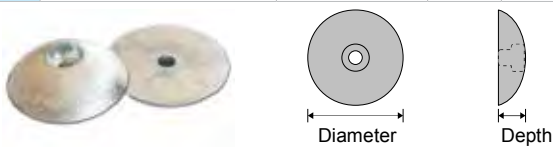
FERNSTRUM BOLT-ON ANODES

		Net Wt	Gross Wt	L	W	H	Hole Detail	Hole Centr Dist	Gen Part	
Zinc	CDZ2-42-375H Type 1	-	0.34kg	100	51	10	2 x 10 Ø	57	1404	
Zinc	CDZ2-52-813H Type 1	0.8kg	0.9kg	127	51	21	2 x 11 Ø	82	1274A	
Zinc	CDZ2-52-813H Type 2	0.8kg	0.9kg	127	51	21	2 x 14 Ø	82	2624A	
		Net Wt	Gross Wt	L	W	H	Hole Detail	Hole Centr Dist	Gen Part	
Zinc	CDZ2-72-1.0H	1.6kg	1.7kg	178	51	27	2 x 14 Ø	82	1874A	
Zinc	CDZ2-92-1.0H	2.0kg	2.1kg	230	51	27	2 x 14 Ø	102	2874A	
		Net Wt	Gross Wt	L	W	H	Hole Detail	Replace Genuine Part		
Zinc	CDZ2-215-375H Type 1	-	0.13kg	50	40	10	10.3 Ø		3076	
Zinc	CDZ2-215-375H Type 2	-	0.13kg	50	40	10	14.3 Ø		3076B	

RUDDER ANODES

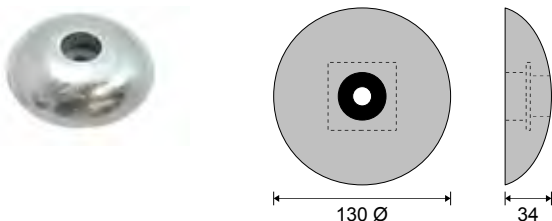
Alloy	Part Number	Weight	Ø	Depth	Mounting Hole Recess Ø & Depth	Through Hole Ø
Zinc	CDZ6-50	0.14kg pair	50	9	10 Ø x 5 deep	5
Zinc	CDZ6-70	0.5kg pair	70	18	20 Ø x 9 deep	9
Zinc	CDZ6-90	0.85kg pair	90	20	20 Ø x 9 deep	9
Zinc	CDZ6-130	2.15kg pair	125	22	22 Ø x 19 deep	9

Sold as pairs



Alloy	Part Number	Weight	Ø	Depth	Mounting Hole Recess Ø & Depth	Through Hole Ø
Zinc	CDZ6-130 H/D	1.9kg each	130	34	34 Ø x 18 deep	14

Sold as individual anodes



MAXI PROP ZINC ANODES - ORIGINAL 3 HOLE APPLICATIONS

	Alloy	Part Number	Weight	Hole Centre Dist "A"	Major Ø "B"	Internal Ø "C"	Height "D"
	Zinc	CDZPN-63	270g	46	65	39	43
	Zinc	CDZPN-70	410g	50	72	42	45
	Zinc	CDZPN-83	860g	60	84	47	58
	Zinc	CDZPN-100	1080g	71	99	52	62

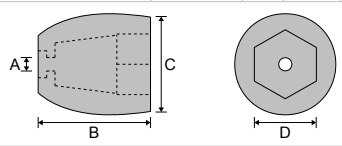
MAXI PROP ZINC ANODES - UNIVERSAL 6 HOLE APPLICATIONS

	Alloy	Part Number	Weight	Hole Centre Dist "A"	Major Ø "B"	Internal Ø "C"	Height "D"
	Zinc	CDZPN-63 U	270g	46 (old) & 43 (new)	60	39	45
	Zinc	CDZPN-70 U	360g	50 (old and new)	68	44	43
	Zinc	CDZPN-83 U	900g	55 (old) & 60 (new)	80	46	56

ZINC PROPELLER NUT ANODES - IMPERIAL - INTERNAL HEXAGON TYPE

To suit outboards, outdrives & inboards. Propeller nut insert (silicon bronze) cast to C87500 composition

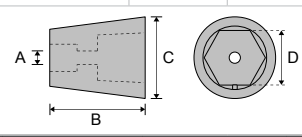
Alloy	Propeller Shaft Ø (inches)	Propeller Nut Thread Size	Threads per Inch (TPI)	Part No. Propeller Anode Only	Anode Weight	Anode Only Dimensions				Part No. Propeller Anode & Bronze Insert	Anode & Bronze Insert Weight	Part No. Bronze Insert Only	Bronze Insert Weight
						A	B	C	D				
Zinc	3/4"	1/2" UNC	13	CDZPN-A	90g	6	38	32	23	CDZPN-AA	155g	CDZPN-AAA	65g
Zinc	7/8"	5/8" UNC	11	CDZPN-B	227g	6	52	42	26	CDZPN-BB	370g	CDZPN-BBB	146g
Zinc	1"	3/4" UNC	10	CDZPN-C	450g	8	68	50	30	CDZPN-CC	700g	CDZPN-CCC	254g
Zinc	1 1/8"	3/4" UNF	16	CDZPN-C-UNF	450g	8	68	50	30	CDZPN-CC	700g	CDZPN-CCC	254g
Zinc	1 1/4"	7/8" UNC	9	CDZPN-D	680g	8	75	58	35	CDZPN-DD	1.00kg	CDZPN-DDD	320g
Zinc	1 3/8"	1" UNC	8	CDZPN-E	800g	9	80	63	39	CDZPN-EE	1.10kg	CDZPN-EEE	360g
Zinc	1 1/2"	1 1/8" UNC	7	CDZPN-F	910g	9	84	70	42	CDZPN-FF	1.50kg	CDZPN-FFF	540g
Zinc	1 3/4"	1 1/4" UNC	7	CDZPN-G	1.30kg	9	86	79	46	CDZPN-GG	2.10kg	CDZPN-GGG	770g
Zinc	2"	1 1/2" UNC	6	CDZPN-H	1.50kg	9	100	85	56	CDZPN-HH	2.60kg	CDZPN-HHH	1.1kg



Notes:
Dimension C is at the widest point
Dimension D is at the small end of the tapered hex

ZINC PROPELLER NUT ANODES - METRIC - INTERNAL HEXAGON TYPE

Alloy	Prop Shaft Ø (metric)	Prop Nut Thread Size	Part No. Propeller Anode Only	Anode Wt	Anode Only Dimensions				Part No. Propeller Anode & Bronze Insert	Anode & Bronze Insert Wt	Part No. Bronze Insert Only	Bronze Insert Weight
					A	B	C	D				
Zinc	22 - 25	M16-F	CDZPN-222/225 HZ	120g	7	39	34	22	CDZPN-222/225 HZC	310g	CDZPN-222/225 HB	175g
Zinc	30	M20-F	CDZPN-230 HZ	255g	8	53	43	27	CDZPN-230 HZC	560g	CDZPN-230 HB	305g
Zinc	40	M24-F	CDZPN-240 HZ	460g	9	67	52	36	CDZPN-240 HZC	1.02kg	CDZPN-240 HB	560g
Zinc	50	M36-F	CDZPN-250 HZ	1.0kg	10	84	73	46	CDZPN-250 HZC	2.38kg	CDZPN-250 HB	1.4kg
Zinc	70-100	M50-F	CDZPN-270/100 HZ	2.6kg	11	97	97	54	CDZPN-270/100 HZC	5.60kg	CDZPN-270/100 HB	3.0kg



ZINC BENETAU PROPELLER ANODES - METRIC - ANODE ONLY - WITH KEY WAY


Alloy	Part Number	Weight	Prop Shaft Ø (metric)	A	B	C	D
Zinc	CDZPN-222/225	125g	22 - 25	6.5	39	33	25
Zinc	CDZPN-230	250g	30	8.5	53	42	32
Zinc	CDZPN-235	330g	35	8.5	58	46	38
Zinc	CDZPN-245	700g	45	11	76	61	48



ALUMINIUM BRAVO III - PROPELLER NUT ANODE - ANODE ONLY

To suit Mercruiser Bravo III, 2004 onwards.

Alloy	Part Number	Weight	Hole Detail	Length	Outside Ø	Internal Hex
Alum	CDAPN-BRAVO III	190g	9	62	52	38



Genuine Part:
865182

ZINC ANODE - "The BARRA"



For the added cathodic protection of moored vessels or where stray current may be present. The Barra anode comes complete with 3 metres of plastic coated steel cable and clip.

Weight: 3.6kg

Dimensions: 300mm x 120mm x 40mm

ZINC ANODE CAPS



CAA Anode Caps offer cathodic protection to underground and submerged threads, bolts and nuts on glands, flanges and mechanical fittings.

They are designed to be used on buried pipelines, in water treatment plants, weirs, lock gates and any other structures with exposed metallic threads.

ZINC STRING ANODES



Applications: Cathodic protection of double bottom tanks of ships, mooring chains, underground storage tanks and pipelines. Also used for AC mitigation.

Zinc alloy anodes cast onto continuous lengths of stainless steel wire rope.

Anode segment dimensions: 200 x 27 x 27 (3 segments/m)

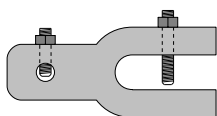
Gap between segments: 120mm

Gross weight per metre: 3.10kg

Insert: 2.4mm Ø, 304 stainless steel wire. Tails protruding 600mm from end of anode.

Attachment: "I" bolt or "G" clamp

G-CLAMP



For attaching anodes to structures. The two screw in threads lock onto the structure and the anode insert.

They allow for quick and easy installation and removal. Available in multiple sizes.

I-BOLT



The steel rod is welded to the structure. The screw in thread locks onto the anode insert.

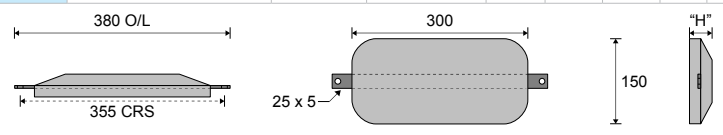
They allow for quick and easy installation and removal. Available in multiple sizes.

CAA cast custom-made anodes

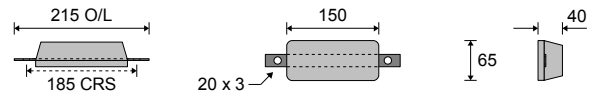


DEFENCE ANODES

Alloy	Product Code	Net Wt	Gross Wt	O/L	L	W	H	Insert	Hole	Hole Centre Dist	DSN/NSN Code
Zinc	Navy Type 1	8.6kg	9.0kg	380	300	150	40	MS gal 25 x 5	15 Ø	355	5342/660114141
Zinc	Navy Type 2	12.6kg	13.0kg	380	300	150	60	MS gal 25 x 5	15 Ø	355	5342/660114142

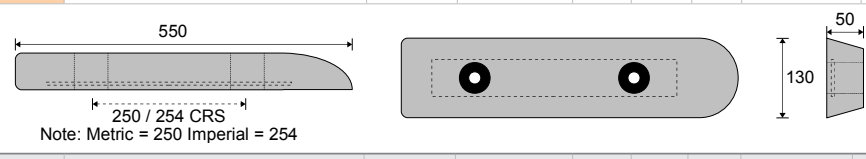


Alloy	Product Code	Net Wt	Gross Wt	O/L	L	W	H	Insert	Hole Detail	Hole Centre Dist
Zinc	Navy Type 3	2.3kg	2.4kg	215	150	65	40	MS gal 20 x 3	12 Ø	185



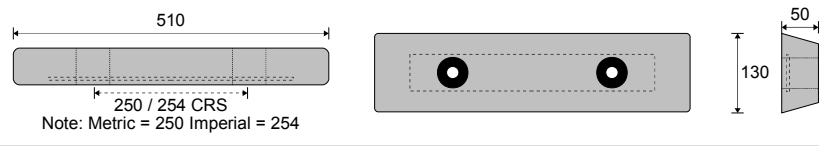
DSN/NSN Code
5342/660114143

Alloy	Product Code	Net Wt	Gross Wt	L	W	H	Insert	Hole Detail	Hole Centre Distance
Alum	Navy Type 4A Metric	7.0kg	7.7kg	550	130	50	MS 40 x 6	2 x 18 Ø	250
Alum	Navy Type 4A Imperial	7.0kg	7.7kg	550	130	50	MS 40 x 6	2 x 18 Ø	254



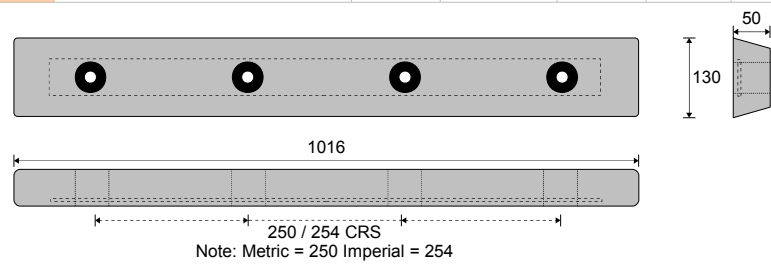
DSN/NSN Code
Metric: 5342-66-114-3266
Imperial: 5342-66-056-5611

Alloy	Product Code	Net Wt	Gross Wt	L	W	H	Insert	Hole Detail	Hole Centre Distance
Alum	Navy Type 4B Metric	6.5kg	7.2kg	510	130	50	MS 40 x 6	2 x 18 Ø	250
Alum	Navy Type 4B Imperial	6.5kg	7.2kg	510	130	50	MS 40 x 6	2 x 18 Ø	254



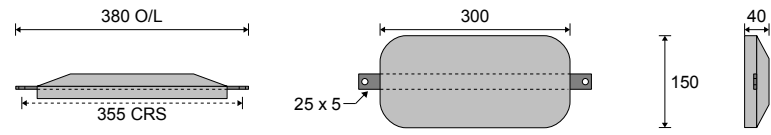
DSN/NSN Code
Metric: 5342-66-114-3267
Imperial: 5342-66-056-5612

Alloy	Product Code	Net Wt	Gross Wt	Length	Width	Height	Insert	Hole Detail	Hole Centre Dist
Alum	Navy Type 4C Metric	13.0kg	14.8kg	1016	130	50	MS 40 x 6	4 x 18 Ø	250
Alum	Navy Type 4C Imperial	13.0kg	14.8kg	1016	130	50	MS 40 x 6	4 x 18 Ø	254



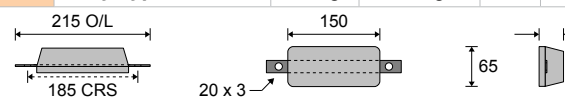
DSN/NSN Code
Metric: 5342-66-114-3268
Imperial: 5342-66-056-5613

Alloy	Product Code	Net Wt	Gross Wt	O/L	Length	Width	Height	Insert	Hole Detail	Hole Centre Dist
Alum	Navy Type 5	3.2kg	3.6kg	380	300	150	40	MS flat 25 x 5	15 Ø	355



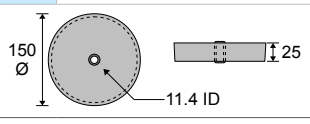
DSN/NSN Code
Material specification SNTR A013892

Alloy	Product Code	Net Wt	Gross Wt	O/L	Length	Width	Height	Insert	Hole Detail	Hole Centre Dist
Alum	Navy Type 6	0.9kg	1.0kg	215	150	65	40	MS flat 20 x 3	15 Ø	185



DSN/NSN Code
Material specification SNTR A013892

Alloy	Product Code	Net Wt	Gross Wt	Ø	Height	Insert
Zinc	Navy ZEP Type & Style B	3.1kg	3.2kg	150	25	Gal pipe 11.4 ID x 29



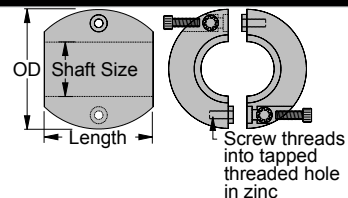
DSN/NSN Code
5342/007021371

SHAFT ANODES – IMPERIAL AND METRIC



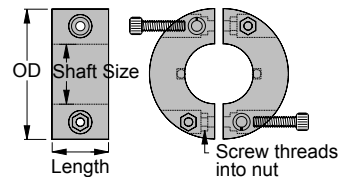
Standard Shaft Anodes

- The stainless steel screw threads into a tapped hole in the zinc.
- Includes shake proof stainless steel washers.



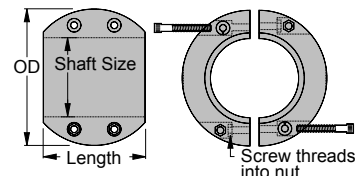
Donut Shaft Anodes

- Through bolt mounting, where the stainless steel screw threads into the nut.
- Slim design for limited space
- Pressure diecast for a superb finish



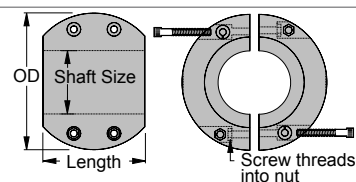
Light Duty Shaft Anodes

- Through bolt mounting, where the stainless steel screw threads into the nut.
- Narrow profile for boat owners on a budget or with a short period between slipping.
- Pressure diecast for a superb finish



Through Bolt Shaft Anodes

- Through bolt mounting where the stainless steel screw threads into the nut.
- Pressure diecast for a superb finish



IMPERIAL SHAFT ANODES

To Suit Diameter	Alloy	Part Number	Description	Gross Wt	Length	ID	OD
3/4" Shaft	Zinc	CDZ4-75	Standard - 2 fasteners screw into zinc	550g	52	19.05	58
	Zinc	CDZ4-75D	Donut - 2 fasteners screw into nut	300g	25	19.05	54
	NEW Zinc	CDZ4-75T	Thru bolt - 2 fasteners screw into nut	520g	52	19.05	55
	NEW Alum	CDA4-75T	Thru bolt - 2 fasteners screw into nut	200g	52	19.05	55
7/8" Shaft	Zinc	CDZ4-87	Standard - 2 fasteners screw into zinc	500g	52	22.09	58
	Zinc	CDZ4-87D	Donut - 2 fasteners screw into nut	300g	25	22.09	54
	NEW Zinc	CDZ4-87T	Thru bolt - 2 fasteners screw into nut	500g	52	22.09	55
	NEW Alum	CDA4-87T	Thru bolt - 2 fasteners screw into nut	190g	52	22.09	55
1" Shaft	Zinc	CDZ4-100	Standard - 2 fasteners screw into zinc	470g	52	25.40	58
	Zinc	CDZ4-100D	Donut - 2 fasteners screw into nut	530g	33	25.40	64
	NEW Zinc	CDZ4-100T	Thru bolt - 2 fasteners screw into nut	440g	52	25.40	55
	NEW Alum	CDA4-100T	Thru bolt - 2 fasteners screw into nut	180g	52	25.40	55
1 1/8" Shaft	Zinc	CDZ4-112	Standard - 2 fasteners screw into zinc	1,000g	64	28.44	70
	Zinc	CDZ4-112D	Donut - 2 fasteners screw into nut	480g	33	28.44	64
	NEW Zinc	CDZ4-112T	Thru bolt - 2 fasteners screw into nut	400g	52	28.44	55
	NEW Alum	CDA4-112T	Thru bolt - 2 fasteners screw into nut	160g	52	28.44	55
1 1/4" Shaft	Zinc	CDZ4-125	Standard - 2 fasteners screw into zinc	950g	64	31.75	70
	Zinc	CDZ4-125D	Donut - 2 fasteners screw into nut	450g	33	31.75	64
	NEW Zinc	CDZ4-125T	Thru bolt - 2 fasteners screw into nut	540g	63	31.75	60
	NEW Alum	CDA4-125T	Thru bolt - 2 fasteners screw into nut	220g	63	31.75	60
1 3/8" Shaft	Zinc	CDZ4-137	Standard - 2 fasteners screw into zinc	900g	64	34.80	70
	Zinc	CDZ4-137D	Donut - 2 fasteners screw into nut	680g	33	34.80	76
	NEW Zinc	CDZ4-137T	Thru bolt - 4 fasteners screw into nut	700g	67	34.80	67
	NEW Alum	CDA4-137T	Thru bolt - 4 fasteners screw into nut	280g	67	34.80	67
1 1/2" Shaft	Zinc	CDZ4-150	Standard - 2 fasteners screw into zinc	800g	64	38.10	70
	Zinc	CDZ4-150D	Donut - 2 fasteners screw into nut	650g	33	38.10	76
	NEW Zinc	CDZ4-150T	Thru bolt - 4 fasteners screw into nut	610g	67	38.10	67
	NEW Alum	CDA4-150T	Thru bolt - 4 fasteners screw into nut	250g	67	38.10	67
1 3/4" Shaft	Zinc	CDZ4-175	Standard - 4 fasteners screw into zinc	1,150g	68	44.45	84
	Zinc	CDZ4-175D	Donut - 2 fasteners screw into nut	1,400g	35	44.45	100
	NEW Zinc	CDZ4-175T	Thru bolt - 4 fasteners screw into nut	1,840g	86	44.45	90
	NEW Alum	CDA4-175T	Thru bolt - 4 fasteners screw into nut	700g	86	44.45	90

To Suit Diameter	Alloy	Part Number	Description	Gross Wt	Length	ID	OD	
2" Shaft	Zinc	CDZ4-200	Standard - 4 fasteners screw into zinc	1,100g	68	50.80	64	
	Zinc	CDZ4-200T HD	Thru Bolt.Heavy Duty.6 fasten into zinc	4,450g	120	50.80	103	
	Zinc	CDZ4-200D	Donut - 2 fasteners screw into nut	1,300g	35	50.80	100	
	NEW	Zinc	CDZ4-200T	Thru bolt - 4 fasteners screw into nut	1,620g	86	50.80	90
	NEW	Alum	CDA4-200T	Thru bolt - 4 fasteners screw into nut	670g	86	50.80	90
2 1/4" Shaft	Zinc	CDZ4-225T	Thru bolt - 6 fasteners screw into nut	4,000g	120	57.15	103	
	Zinc	CDZ4-225D	Donut - 2 fasteners screw into nut	750g	36	57.15	100	
	NEW	Zinc	CDZ4-225LD	Light Duty - 4 fasteners screw into nut	2,800g	97	57.15	103
2 1/2" Shaft	Zinc	CDZ4-250T	Thru bolt - 6 fasteners screw into nut	3,550g	120	63.50	103	
	Zinc	CDZ4-250D	Donut - 2 fasteners screw into nut	2,200g	38	63.50	127	
	NEW	Zinc	CDZ4-250LD	Light Duty - 4 fasteners screw into nut	2,400g	97	63.50	103
2 3/4" Shaft	Zinc	CDZ4-275	Standard - 6 fasteners screw into zinc	5,600g	130	69.85	116	
	Zinc	CDZ4-275D	Donut - 2 fasteners screw into nut	2,000g	38	69.85	127	
	NEW	Zinc	CDZ4-275LD	Light Duty - 4 fasteners screw into nut	3,200g	92	69.85	125
3" Shaft	Zinc	CDZ4-300	Standard - 6 fasteners screw into zinc	5,000g	130	76.20	116	
	Zinc	CDZ4-300D	Donut - 2 fasteners screw into nut	1,900g	38	76.20	127	
	NEW	Zinc	CDZ4-300LD	Light Duty - 4 fasteners screw into nut	2,700g	92	76.20	125
3 1/4" Shaft	Zinc	CDZ4-325	Standard - 6 fasteners screw into zinc	9,800g	164	82.55	138	
	NEW	Zinc	CDZ4-325LD	Light Duty - 4 fasteners screw into nut	5,000g	96	82.55	142
3 1/2" Shaft	Zinc	CDZ4-350	Standard - 6 fasteners screw into zinc	8,800g	164	88.90	138	
	Zinc	CDZ4-350D	Donut - 2 fasteners screw into nut	3,600g	38	88.90	163	
	NEW	Zinc	CDZ4-350LD	Light Duty - 4 fasteners screw into nut	4,400g	96	88.90	142
3 3/4"	Zinc	CDZ4-375	Standard - 6 fasteners screw into zinc	18.5kg	188	95.25	168	
	NEW	Zinc	CDZ4-375LD	Light Duty - 4 fasteners screw into nut	4.0kg	95	95.25	142
4" Shaft	Zinc	CDZ4-400	Standard - 6 fasteners screw into zinc	17.3kg	188	101.60	168	
	Zinc	CDZ4-400D	Donut - 2 fasteners screw into nut	3.0kg	38	101.60	163	
	NEW	Zinc	CDZ4-400LD	Light Duty - 4 fasteners screw into nut	3.2kg	98	101.60	149
4 1/4"	Zinc	CDZ4-425	Standard - 6 fasteners screw into zinc	15.6kg	188	107.95	168	
4 1/2" Shaft	Zinc	CDZ4-450	Standard - 6 fasteners screw into zinc	14.3kg	188	114.30	168	
	Zinc	CDZ4-450D	Donut - 2 fasteners screw into nut	5.8kg	40	114.30	204	
	NEW	Zinc	CDZ4-450LD	Light Duty - 4 fasteners screw into nut	3.7kg	89	114.30	165
5" Shaft	Zinc	CDZ4-500	Standard - 4 fasteners screw into zinc	16.0kg	110	127.00	205	
	Zinc	CDZ4-500D	Donut - 2 fasteners screw into nut	4.5kg	38	127.00	194	
	NEW	Zinc	CDZ4-500LD	Light Duty - 4 fasteners screw into nut	4.2kg	89	127.00	178
5 1/2"	Zinc	CDZ4-550	Standard - 4 fasteners screw into zinc	26.7kg	110	139.70	250	
6" Shaft	Zinc	CDZ4-600	Standard - 4 fasteners screw into zinc	24.3kg	110	152.40	250	
	Zinc	CDZ4-600D	Donut - 2 fasteners screw into nut	11.1kg	51	152.40	250	
6 1/2"	Zinc	CDZ4-650	Standard - 4 fasteners screw into zinc	18.0kg	115	165.10	235	
6 5/8"	Zinc	CDZ4-660	Standard - 4 fasteners screw into zinc	21.7kg	110	168.30	250	

METRIC SHAFT ANODES

To Suit Diameter	Alloy	Part Number	Description	Gross Wt	Length	ID	OD
20mm Shaft	Zinc	CDZ4-20M	Standard - 2 fasteners screw into zinc	550g	52	20	58
	Zinc	CDZ4-20DM	Donut - 2 fasteners screw into nut	300g	25	20	54
25mm Shaft	Zinc	CDZ4-25M	Standard - 2 fasteners screw into zinc	500g	52	25	58
	Zinc	CDZ4-25DM	Donut - 2 fasteners screw into nut	500g	33	25	64
	NEW	Zinc	CDZ4-25DM (Beneteau)	Donut - 2 fasteners screw into nut	410g	16	25
30mm Shaft	Zinc	CDZ4-30M	Standard - 2 fasteners screw into zinc	1,000g	64	30	70
	Zinc	CDZ4-30DM	Donut - 2 fasteners screw into nut	500g	33	30	64
	NEW	Zinc	CDZ4-30DM (Beneteau)	Donut - 2 fasteners screw into nut	410g	16	30
35mm Shaft	Zinc	CDZ4-35M (same as CDZ4-137)	Standard - 2 fasteners screw into zinc	880g	64	35	70
	Zinc	CDZ4-35DM	Donut - 2 fasteners screw into nut	700g	33	35	76
	NEW	Zinc	CDZ4-35DM (Beneteau)	Donut - 2 fasteners screw into nut	360g	18	35
40mm Shaft	Zinc	CDZ4-40M	Standard - 4 fasteners screw into zinc	1,300g	68	40	84
	Zinc	CDZ4-40DM	Donut - 2 fasteners screw into nut	600g	33	40	76
45mm Shaft	Zinc	CDZ4-45DM	Donut - 2 fasteners screw into nut	1,400g	36	45	100
	NEW	Zinc	CDZ4-45DM (Beneteau)	Donut - 2 fasteners screw into nut	450g	18	45
50mm Shaft	Zinc	CDZ4-50M	Standard - 4 fasteners screw into zinc	1,180g	68	50	84
	Zinc	CDZ4-50DM	Donut - 2 fasteners screw into nut	1,400g	36	50	100

ROD ANODES

EXTRUDED MAGNESIUM AND ALUMINIUM

To suit domestic and commercial hot water heaters, cooling towers and in-ground installations. These products are available in three alloys depending on the total dissolved solids (TDS) of the water.

TOTAL DISSOLVED SOLIDS (TDS) AND ANODE SELECTION

In order to offer the most suitable level of cathodic protection we recommend that the TDS of the water be checked to ensure that the correct anode is installed. TDS can be checked using a TDS meter, consult a local water quality specialist or conduct an online search of the TDS of the water in your geographical area.

ROD & CAP TYPES

ROD ONLY

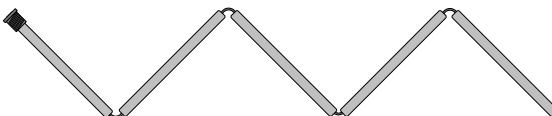


ROD + STEEL CAP



ROD + STEEL CAP + FLEXI*

*designed for easy installation in places with restricted access



M1C ALLOY - FOR TDS 0 - 40 MG/L - SOFT WATER (LOW POTENTIAL)

Ø	Alloy	Part Number	Gross Wt	Length	Steel Cap Size	Cap Colour Code
21	Mag	CDMR-M1-21-0230-A (Rod & Cap)	206g	230	3/4" BSPT	Green
	Mag	CDMR-M1-21-1000-A (Rod & Cap)	812g	1000	1" BSPT	Green
	Mag	CDMR-M1-21-1000-75P (Rod & Cap)	722g	1000	3/4" BSPT	Green
	Mag	CDMR-M1-21-1190-A (Rod & Cap)	850g	1190	3/4" BSPT	Green
	Mag	CDMR-M1-21-1510-A (Rod & Cap)	1,064g	1510	3/4" BSPT	Green
	Mag	CDMR-M1-21-3000-B (Rod Only)	1,935g	3000	na	na
33	Mag	CDMR-M1-33-3000-B (Rod Only)	4,680g	3000	na	na

21Ø and 33Ø M1C (High Potential) rods without steel caps are available in various lengths up to 3m.

M2 ALLOY - FOR TDS 40 - 600 MG/L - HARD WATER (HIGH POTENTIAL)

Ø	Alloy	Part Number	Gross Wt	Length	Steel Cap Size	Cap Colour Code
21	Mag	CDMR-M2-21-0240-A (Rod & Cap)	214g	240	3/4" BSPT	Orange or black
	Mag	CDMR-M2-21-0280-A (Rod & Cap)	240g	280	3/4" BSPT	Orange or black
	Mag	CDMR-M2-21-0610-A (Rod & Cap)	462g	610	3/4" BSPT	Orange or black
	Mag	CDMR-M2-21-0810-A (Rod & Cap)	596g	810	3/4" BSPT	Orange or black
	Mag	CDMR-M2-21-0810-F2 (Flexi 2 segments)	574g	810	3/4" BSPT	Orange or black
	Mag	CDMR-M2-21-0810-F3 (Flexi 3 segments)	548g	810	3/4" BSPT	Orange or black
	Mag	CDMR-M2-21-1190-A (Rod & Cap)	852g	1190	3/4" BSPT	Orange or black
	Mag	CDMR-M2-21-1190-F4 (Flexi 4 segments)	772g	1190	3/4" BSPT	Orange or black
	Mag	CDMR-M2-21-1510-A (Rod & Cap)	1,067g	1510	3/4" BSPT	Orange or black
	Mag	CDMR-M2-21-1510-F5 (Flexi 5 segments)	956g	1510	3/4" BSPT	Orange or black
	Mag	CDMR-M2-21-1686-A (Rod & Cap)	1,185g	1686	3/4" BSPT	Orange or black
	Mag	CDMR-M2-21-1686-F5 (Flexi 5 segments)	1,038g	1686	3/4" BSPT	Orange or black
	Mag	CDMR-M2-21-2082-A (Rod & Cap)	1,502g	2082	3/4" BSPT	Orange or black
	Mag	CDMR-M2-21-2082-SA Solahart (Rod & Cap)	1,526g	2082	M35	Orange or black
	Mag	CDMR-M2-21-3000-B (Rod Only)	2,016g	3000	na	na

21Ø M2 (Low Potential) rods without steel caps are available in various lengths up to 3m.

A5 ALLOY - FOR TDS 600 - 2500 mg/L - VERY HARD WATER

Ø	Alloy	Part Number	Gross Wt	Length	Steel Cap Size	Cap Colour Code
17	Alum	CDAR-A5-17-0810-A (Rod & Cap)	586g	810	3/4" BSPT	Blue
	Alum	CDAR-A5-17-0810-F3 (Flexi 3 segments)	564g	810	3/4" BSPT	Blue
	Alum	CDAR-A5-17-1190-A (Rod & Cap)	832g	1190	3/4" BSPT	Blue
	Alum	CDAR-A5-17-1190-F4 (Flexi 4 segments)	758g	1190	3/4" BSPT	Blue
	Alum	CDAR-A5-17-1510-A (Rod & Cap)	1,040g	1510	3/4" BSPT	Blue
	Alum	CDAR-A5-17-1510-F5 (Flexi 5 segments)	962g	1510	3/4" BSPT	Blue
	Alum	CDAR-A5-17-1686-A (Rod & Cap)	1,154g	1686	3/4" BSPT	Blue
	Alum	CDAR-A5-17-1686-F5 (Flexi 5 segments)	1,185g	1686	3/4" BSPT	Blue

17Ø A5 rods without steel caps are available in various lengths up to 3m.

CUSTOMISED RODS

If our standard range of magnesium and aluminium rods are not suitable for your application, we can also fabricate customised sizes.

All we need is the following information:

- The anode type (without cap, with cap or flexi anode).
- The configuration of the anode ends (refer to the "Rod Assembly Configurations" table below).
- The alloy (M1C, M2 or A5)
- The diameter. M1C = 21 Ø, 33 Ø, M2 = 21 Ø, 27 Ø, A5 = 17 Ø.
- The length (most diameters are available in up to 3m lengths).

ROD ASSEMBLY CONFIGURATIONS

	Both ends saw cut.
	One end saw cut, the other end threaded with core wire exposed.
	One end saw cut, the other end with cap.
	One end saw cut, the other end with the core wire exposed.
	Core wire exposed on both ends.

CARAVAN AND RV ANODES FOR SUBURBAN WATER HEATERS

Ø	Alloy	Part Number	Gross Wt	Length	Steel Cap Size
21	Mag	CDMR-M2-21-0240-A NPT	214g	240	3/4" NPT

- SW6PA - Manual ignition
- SW6DA - Direct spark
- SW6DEA - 12v start/240V Replaces original part no. 23276

ZINC ROD/BILLET ANODES

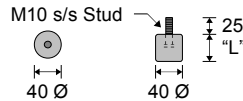
To suit water jackets, pumps, heat exchangers and stock material for marine engine anodes.

Diameter	Alloy	Length	Part Number	Material	Weight
10 Ø	Zinc	300	CDZ5-375-12E	Extruded	170g
	Zinc	400	CDZ5-375-16E	Extruded	220g
	Zinc	1000	CDZ5-375-40E	Extruded	560g
	Zinc	1615	CDZ5-375-63E	Extruded	900g
13 Ø	Zinc	300	CDZ5-500-12E	Extruded	280g
	Zinc	400	CDZ5-500-16E	Extruded	380g
	Zinc	1000	CDZ5-500-40E	Extruded	950g
	Zinc	1615	CDZ5-500-63E	Extruded	1.50kg
16 Ø	Zinc	300	CDZ5-625-12E	Extruded	430g
	Zinc	400	CDZ5-625-16E	Extruded	570g
	Zinc	1000	CDZ5-625-40E	Extruded	1.44kg
	Zinc	1615	CDZ5-625-63E	Extruded	2.30kg
19 Ø	Zinc	300	CDZ5-750-12E	Extruded	610g
	Zinc	400	CDZ5-750-16E	Extruded	810g
	Zinc	1000	CDZ5-750-40E	Extruded	2.02kg
	Zinc	1615	CDZ5-750-63E	Extruded	3.25kg
22 Ø	Zinc	300	CDZ5-875-12E	Extruded	810g
	Zinc	400	CDZ5-875-16E	Extruded	1.09kg
	Zinc	1000	CDZ5-875-40E	Extruded	2.71kg
	Zinc	1615	CDZ5-875-63E	Extruded	4.35kg
25 Ø	Zinc	300	CDZ5-1.00-12E	Extruded	1.05kg
	Zinc	400	CDZ5-1.00-16E	Extruded	1.40kg
	Zinc	1000	CDZ5-1.00-40E	Extruded	3.50kg
	Zinc	1615	CDZ5-1.00-63E	Extruded	5.60kg
30 Ø	Zinc	300	CDZ5-1.187-12C	Cast	1.51kg
32 Ø	Zinc	300	CDZ5-1.250-12C	Cast	1.72kg
35 Ø	Zinc	300	CDZ5-1.375-12C	Cast	2.06kg
38 Ø	Zinc	300	CDZ5-1.500-12C	Cast	2.43kg
51 Ø	Zinc	300	CDZ5-2.000-12C	Cast	4.38kg
60 Ø	Zinc	300	CDZ5-2.350-12C	Cast	6.06kg
76 Ø	Zinc	300	CDZ5-3.000-12C	Cast	9.72kg
102 Ø	Zinc	300	CDZ5-4.000-12C	Cast	17.51kg

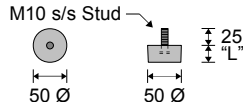


WATER TREATMENT ANODES

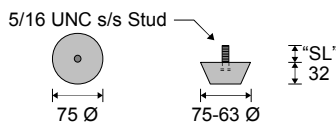
Alloy	Part Number	Gross Wt	Anode Ø	Anode Length "L"	Stud Length	Thread Size
Zinc	CDZ6C-40B Type 1 (also named CDZ9-084)	350g	40	40	25	S/S M10-C
Zinc	CDZ6C-40B Type 2	700g	40	80	25	S/S M10-C



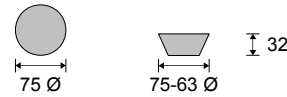
Alloy	Part Number	Gross Wt	Anode Ø	Anode Length "L"	Stud Length	Thread Size
Zinc	CDZ6C-50B Type 1	350g	50	30	25	SS 5/16 UNC
Zinc	CDZ6C-50B Type 2	320g	50	33	25	S/S M10-C
Zinc	CDZ6C-50B Type 3	950g	50	75	25	S/S M10-C



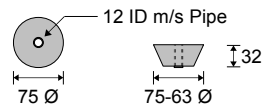
Alloy	Part Number	Gross Wt	Anode Ø	Anode Length	Stud Length "SL"	Thread Size
Zinc	CDZ6C-75 SB (Short Bolt)	830g	75	32	25	S/S 5/16 UNC
Zinc	CDZ6C-75 LB (Long Bolt)	850g	75	32	50	S/S 5/16 UNC



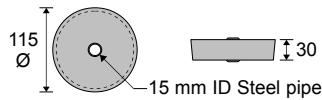
Alloy	Part Number	Gross Wt	Anode Ø	Anode Length "L"	Stud Length	Thread Size
Zinc	CDZ6C-75 Plain	800g	75	32	-	-



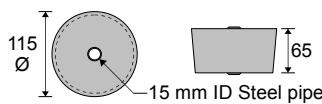
Alloy	Part Number	Gross Wt	Anode Ø	Anode Length "L"	Hole Detail
Zinc	CDZ6C-75H	750g	75	32	Steel pipe 12 ID x 34 long



Alloy	Part Number	Gross Wt	Anode Ø	Anode Length	Hole Detail
Mag	CDM6C-115H	750g	115	30	Steel pipe 15 ID x 34 long



Alloy	Part Number	Gross Wt	Anode Ø	Anode Length	Hole Detail
Mag	CDM6C-126H	1.3kg	115	65	Steel pipe 15 ID x 67 long



LOBSTER/CRAYPOT ANODES

Alloy	Part Number	Gross Wt	Wire Length	Length	Width	Height	Insert
-------	-------------	----------	-------------	--------	-------	--------	--------

Zinc	CDZ7-211	250g	200	50	26	26	Flexible gal wire 2.5 Ø
------	-----------------	------	-----	----	----	----	-------------------------

Alloy	Part Number	Gross Wt	Wire Length	Length	Width	Height	Insert
-------	-------------	----------	-------------	--------	-------	--------	--------

Zinc	CDZ7-411	500g	300	100	27	27	Flexible gal wire 2.5 Ø
Alum	CDA-00	190g	300	100	27	27	Flexible gal wire 2.5 Ø

Alloy	Part Number	Gross Wt	Wire Length	Length	Width	Height	Insert
-------	-------------	----------	-------------	--------	-------	--------	--------

Zinc	CDZ7-811	1,000g	400	200	27	27	Flexible gal wire 2.5 Ø
Alum	CDA-0	380g	400	200	27	27	Flexible gal wire 2.5 Ø

Alloy	Part Number	Gross Wt	Wire Length	Length	Width	Height	Insert
-------	-------------	----------	-------------	--------	-------	--------	--------

Zinc	CDZ7-1611	1,900g	600	400	27	27	Flexible gal wire 2.5 Ø
------	------------------	--------	-----	-----	----	----	-------------------------

Alloy	Part Number	Gross Wt	Wire Length	Length	Width	Height	Insert
-------	-------------	----------	-------------	--------	-------	--------	--------

Zinc	CDZ7-91515	2,100g	500	220	40	40	Flexible gal wire 2.5 Ø
Alum	CDA-000	800g	500	220	40	40	Flexible gal wire 2.5 Ø

Alloy	Part Number	Gross Wt	Length	Width	Height "H"	Insert
-------	-------------	----------	--------	-------	------------	--------

Zinc	CDZ7-350-19H (2lb)	900g	90	90	19	Mild steel pipe 18 ID x 21 long
Alum	CDA-Type A	340g	90	90	19	Mild steel pipe 18 ID x 21 long
Zinc	CDZ7-350-32H (3lb)	1,400g	90	90	32	Mild steel pipe 18 ID x 34 long
Alum	CDA-Type B	500g	90	90	32	Mild steel pipe 18 ID x 34 long
Zinc	CDZ7-350-38H (4lb)	1,800g	90	90	38	Mild steel pipe 18 ID x 40 long
Alum	CDA-Type C	700g	90	90	38	Mild steel pipe 18 ID x 40 long



The Australasian Corrosion Association (ACA) is a not-for-profit, membership Association which disseminates information on corrosion and its prevention or control, by providing training, seminars, conferences, publications and other activities.

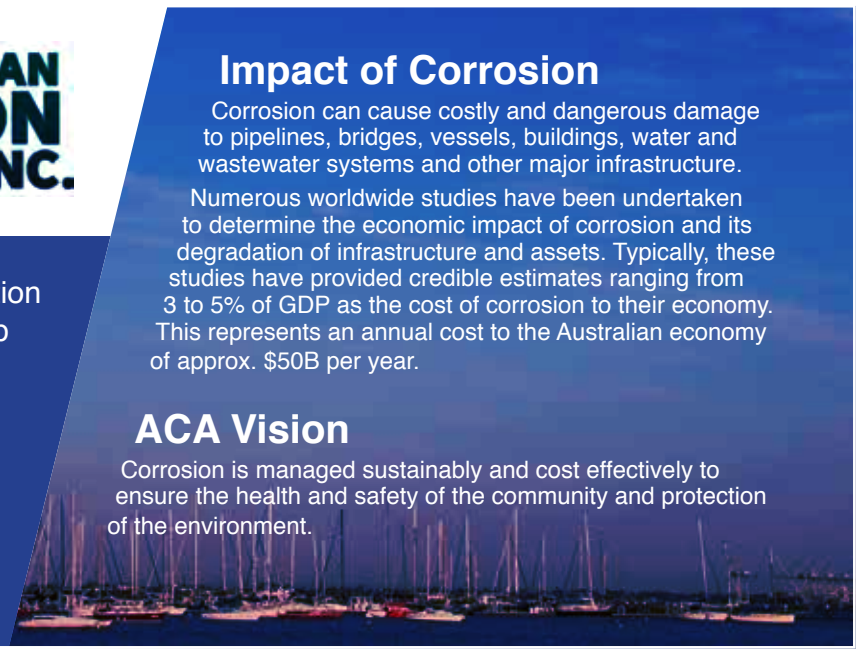
www.corrosion.com.au

Impact of Corrosion

Corrosion can cause costly and dangerous damage to pipelines, bridges, vessels, buildings, water and wastewater systems and other major infrastructure. Numerous worldwide studies have been undertaken to determine the economic impact of corrosion and its degradation of infrastructure and assets. Typically, these studies have provided credible estimates ranging from 3 to 5% of GDP as the cost of corrosion to their economy. This represents an annual cost to the Australian economy of approx. \$50B per year.

ACA Vision

Corrosion is managed sustainably and cost effectively to ensure the health and safety of the community and protection of the environment.



PENCIL ANODES – ARRANGED BY DIAMETER

6MM DIAMETER PENCIL ANODES

Alloy	Part Number	Weight	Thread	Overall Length	Exposed Length	Replaces Genuine Part:
Zinc	CDZ9-198 NEW	10g	1/4" UNC	59	50	Universal

10MM DIAMETER PENCIL ANODES

Alloy	Part Number	Weight	Thread	Overall Length	Exposed Length	Replaces Genuine Part:
Zinc	CDZ9-070	20g	1/4" UNC	50	38	Caterpillar 6L 3104

Alloy	Part Number	Weight	Thread	Overall Length	Exposed Length	Replaces Genuine Part:
Zinc	CDZ9-003	30g	1/4" UNC	69	57	Caterpillar 6L 2283 3208 engine. Heat exchanger models 4W-9164 and 7C-3114

Alloy	Part Number	Weight	Thread	Overall Length	Exposed Length	Replaces Genuine Part:
Zinc	CDZ9-146	12g	5/16" UNC	32	22	Onan Generator 130-1341 This part number is for the anode only. With the plug the part number is CDZ9-147

Alloy	Part Number	Weight	Thread	Overall Length	Exposed Length	Replaces Genuine Part:
Zinc	CDZ9-033	20g	5/16" UNC	54	44	Universal

Alloy	Part Number	Weight	Thread	Overall Length	Exposed Length	Replaces Genuine Part:
Zinc	CDZ9-188 NEW	30g	5/16" UNC	73	65	Universal

Alloy	Part Number	Weight	Thread	Overall Length	Exposed Length	Replaces Genuine Part:
Zinc	CDZ9-157	20g	3/8" UNC	50	40	Bukh

Alloy	Part Number	Weight	Thread	Overall Length	Exposed Length	Replaces Genuine Part:
Zinc	CDZ9-010	30g	3/8" UNC	63	50	GM oil cooler Universal

Alloy	Part Number	Weight	Thread	Overall Length	Exposed Length	Replaces Genuine Part:
Zinc	CDZ9-173	12g	8 Ø press fit	26	17	Nanni 970 494 635 This part number is the anode only. With the plug the part number is CDZ9-174

12MM DIAMETER PENCIL ANODES

Alloy	Part Number	Weight	Thread	Overall Length	Exposed Length	Replaces Genuine Part:
Zinc	CDZ9-002	30g	M5-C Zn plated steel	45	35	Bukh B00E0450

13MM DIAMETER PENCIL ANODES

Alloy	Part Number	Weight	Thread	Overall Length	Exposed Length	Replaces Genuine Part:
Zinc	CDZ9-159	30g	5/16" UNC	40	30	Caterpillar
Zinc	CDZ9-071	30g	3/8" UNC	40	30	Caterpillar 6L2281 Onan 130-4434 Yanmar 119574-44150-01 This part no. is for anode only. With plugpart no. is CDZ9-125
Zinc	CDZ9-191 NEW	40g	7/16" UNC	45	35	Universal
Zinc	CDZ9-072	40g	3/8" UNC	53	43	Caterpillar 6L2280 Detroit 8925832
Zinc	CDZ9-035	40g	3/8" UNC	62	52	Universal
Zinc	CDZ9-143	60g	M8-C	65	51	Universal
Zinc	CDZ9-136	50g	M10-C	55	43	Universal

14MM DIAMETER PENCIL ANODES

Alloy	Part Number	Weight	Thread	Overall Length	Exposed Length	Replaces Genuine Part:
Zinc	CDZ9-094	30g	10 Ø press fit	34	26	Aifo 810 5277

15MM DIAMETER PENCIL ANODES

Alloy	Part Number	Weight	Thread	Overall Length	Exposed Length	Replaces Genuine Part:
Zinc	CDZ9-129	40g	M8-C	40	30	Steyr 2178413/1

16MM DIAMETER PENCIL ANODES

Alloy	Part Number	Weight	Thread	Overall Length	Exposed Length	Replaces Genuine Part:
Zinc	CDZ9-029	40g	1/4" UNC internal x 25 deep	30	30	Caterpillar air-con condenser
Zinc	CDZ9-190 <small>NEW</small>	35g	M8-C 316 SS	32	24	Universal
Zinc	CDZ9-092	50g	3/8" UNC	45	30	Detroit/Cummins 8517474
Zinc	CDZ9-130	60g	3/8" UNC	53	40	Universal
Zinc	CDZ9-150	90g	3/8" UNC	64	51	Caterpillar 5B9651
Zinc	CDZ9-005	100g	3/8" UNC	76	63	Caterpillar 6L2288 3208 engine. Marine transmission cooler Model 7W-1396
Zinc	CDZ9-073	110g	3/8" UNC	90	75	Caterpillar 6L2289 3208 engine. Heat exchanger model 4W-9164
Zinc	CDZ9-149	130g	3/8" UNC	100	90	Universal
Zinc	CDZ9-011	40g	7/16" UNC (male) M8-C (female)	42	30	Volvo Penta 838929
Zinc	CDZ9-067	60g	7/16" UNF	50	42	Caterpillar 6L3412, 7E 5076

16MM DIAMETER PENCIL ANODES (continued)

Alloy	Part Number	Weight	Thread	Overall Length	Exposed Length	Replaces Genuine Part:
Zinc	CDZ9-004	70g	7/16" UNC	63	50	Detroit 8517479 GM 8517480 Yanmar 119574-18790 Universal This part no. is for anode only. With plug, part no. is CDZ9-036
Zinc	CDZ9-142	100g	7/16" UNF	68	55	Universal
Zinc	CDZ9-139	100g	1/2" BSW	67	55	Universal
Zinc	CDZ9-158	120g	1/2" BSW	90	70	Universal
Zinc	CDZ9-141	100g	5/8" UNC	66	50	Universal
Zinc	CDZ9-083	30g	M10-C (male) M8-C (male)	36	20	MerCruiser 816 000
Zinc	CDZ9-154	80g	M10-C internal x 20 deep	60	60	Universal

17MM DIAMETER PENCIL ANODES

Alloy	Part Number	Weight	Thread	Overall Length	Exposed Length	Replaces Genuine Part:
Zinc	CDZ9-062	70g	M6-C	58	46	Scania C1331818

19MM DIAMETER PENCIL ANODES

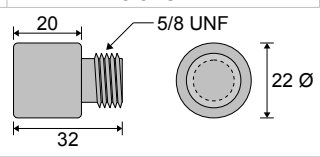
Alloy	Part Number	Weight	Thread	Overall Length	Exposed Length	Replaces Genuine Part:
Zinc	CDZ9-038	110g	1/2" UNC	67	51	Universal
Zinc	CDZ9-115	160g	1/2" UNC	99	86	Universal

19MM DIAMETER PENCIL ANODES (continued)

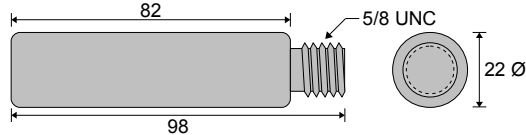
Alloy	Part Number	Weight	Thread	Overall Length	Exposed Length	Replaces Genuine Part:
Zinc	CDZ9-064	180g	1/2" UNC	105	92	Detroit 8515850 GM 8515850
Zinc	CDZ9-009	100g	5/8" UNC	57	44	Universal
Zinc	CDZ9-006	180g	5/8" UNC	97	82	GM 8515851
Zinc	CDZ9-135	340g	5/8" UNC	178	163	Universal
Zinc	CDZ9-189 <small>NEW</small>	110g	M16-C	65	50	Niigata Z drive lube oil cooler ZZ V77120000 for a ZP38 Model stern drive (Z drive)
20MM DIAMETER PENCIL ANODES						
Zinc	CDZ9-007	50g	Zn plated steel M8-C	33	22	Yanmar 27210-200200 To suit engine: 1GM/1GM10
Zinc	CDZ9-001	70g	Zn plated steel M8-C	41	30	Yanmar 27210-200300 engine 2GM, 2GM20, 20GM20- YEU, 3GM/3GMD, 3GM30, 3GM30- YEU, 3HM, 3HM35, 2QM, 12PS, 3QM, 18PS, 2QM15, 15PS, 2QM20, 20PS, 3QM30, 30PS, YSM7-10PS, YSB8, 8PS, YSB12, 12PS
Zinc	CDZ9-144	80g	Zn plated steel M8-C	50	37	Yanmar 27210-200370 To suit engine 6CXM-GTE2
Zinc	CDZ9-161	135g	Zn plated steel M8-C	65	55	Yanmar 27210-200550 To suit engine SD 20/31

22MM DIAMETER PENCIL ANODES

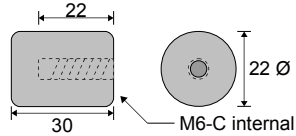
Alloy	Part Number	Weight	Thread	Overall Length	Exposed Length	Replaces Genuine Part:
Zinc	CDZ9-028	65g	5/8" UNF	32	20	Caterpillar 6L2016 3208 engine. Water cooled exhaust elbow Model 5B-6447



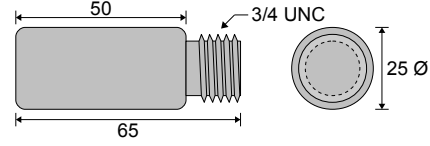
Alloy	Part Number	Weight	Thread	Overall Length	Exposed Length	Replaces Genuine Part:
Zinc	CDZ9-138	250g	5/8" UNC	98	82	Universal



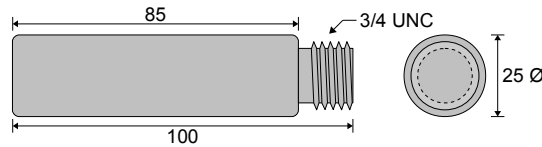

Alloy	Part Number	Weight	Thread	Overall Length	Exposed Length	Replaces Genuine Part:
Zinc	CDZ9-140	70g	M6-C Internal	30	30	Universal


25MM DIAMETER PENCIL ANODES

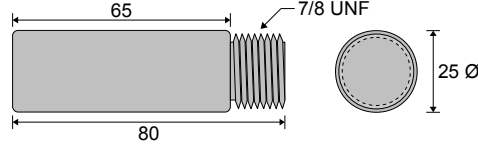

Alloy	Part Number	Weight	Thread	Overall Length	Exposed Length	Replaces Genuine Part:
Zinc	CDZ9-069	190g	3/4" UNC	65	50	Universal



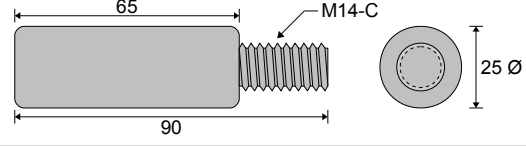
Alloy	Part Number	Weight	Thread	Overall Length	Exposed Length	Replaces Genuine Part:
Zinc	CDZ9-160	330g	3/4" UNC	100	85	Universal



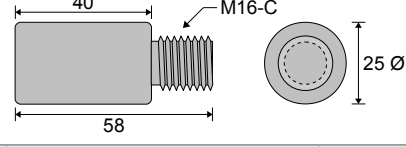
Alloy	Part Number	Weight	Thread	Overall Length	Exposed Length	Replaces Genuine Part:
Zinc	CDZ9-137	250g	7/8" UNF	80	65	Universal



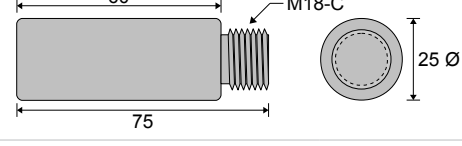
Alloy	Part Number	Weight	Thread	Overall Length	Exposed Length	Replaces Genuine Part:
Zinc	CDZ9-128	250g	M14-C	90	65	Universal



Alloy	Part Number	Weight	Thread	Overall Length	Exposed Length	Replaces Genuine Part:
Zinc	CDZ9-134	150g	M16-C	58	40	Universal

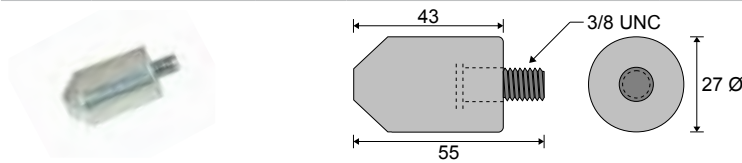


Alloy	Part Number	Weight	Thread	Overall Length	Exposed Length	Replaces Genuine Part:
Zinc	CDZ9-148	250g	M18-C	75	60	Universal



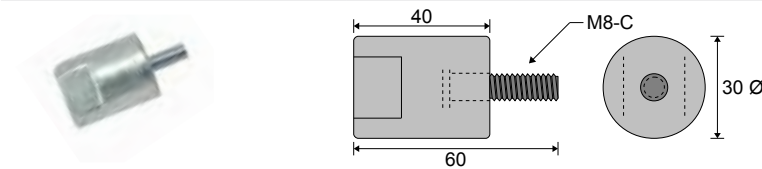
27MM DIAMETER PENCIL ANODES

Alloy	Part Number	Weight	Thread	Overall Length	Exposed Length	Replaces Genuine Part:			
Zinc	CDZ9-039	140g	Zn plated steel 3/8" UNC	55	43	Volvo Penta 823661-4			



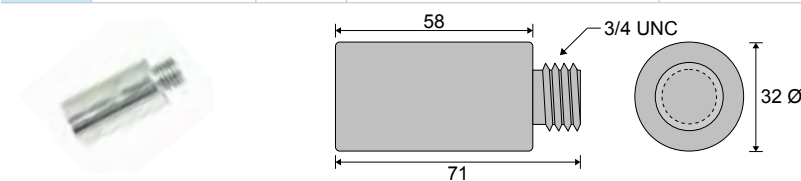
30MM DIAMETER PENCIL ANODES

Alloy	Part Number	Weight	Thread	Overall Length	Exposed Length	Replaces Genuine Part:			
Zinc	CDZ9-156	200g	Zn plated steel M8-C	60	40	Yanmar 27200-300400			



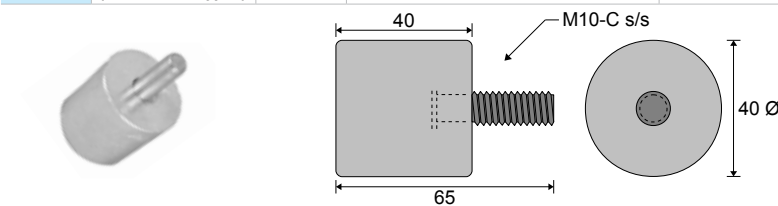
32MM DIAMETER PENCIL ANODES

Alloy	Part Number	Weight	Thread	Overall Length	Exposed Length	Replaces Genuine Part:			
Zinc	CDZ9-074	320g	3/4" UNC	71	58	Caterpillar 6L2284			



40MM DIAMETER PENCIL ANODES

Alloy	Part Number	Weight	Thread	Overall Length	Exposed Length	Replaces Genuine Part:			
Zinc	CDZ9-084 (CDZ6C-40B Type1)	350g	M10-C S/S	65	40	Yanmar 27200-400400			

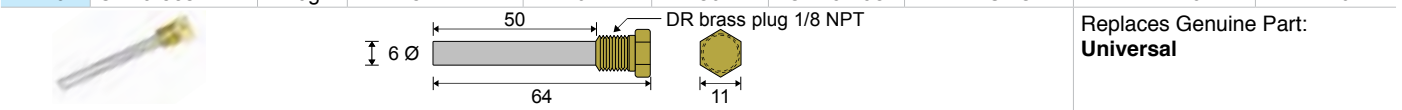


COMBINATION ANODES – ARRANGED BY DIAMETER

DR brass plugs used in pencil anode combinations are also available as separate items, refer to page 37.

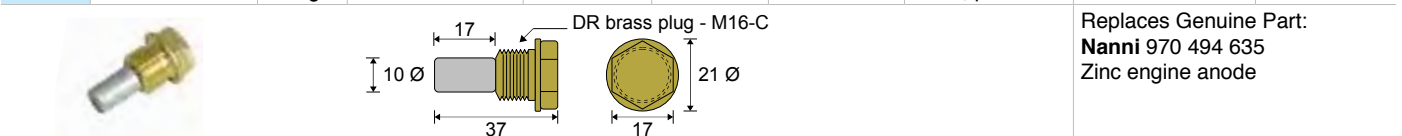
6MM DIAMETER COMBINATION ANODES

Alloy	Part Number	Weight	External Plug Thread	Overall Length	Exposed Length	Anode Only	Anode to Plug Thread	Plug Head Size & Type	Plug Part No.
Zinc	CDZ9-063	20g	1/8" NPT	64	50	CDZ9-198	1/4" UNC	11mm hex	BP10

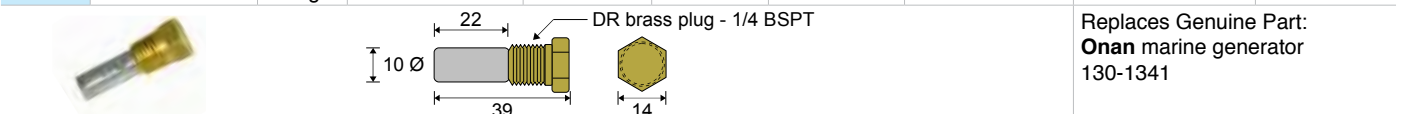


10MM DIAMETER COMBINATION ANODES

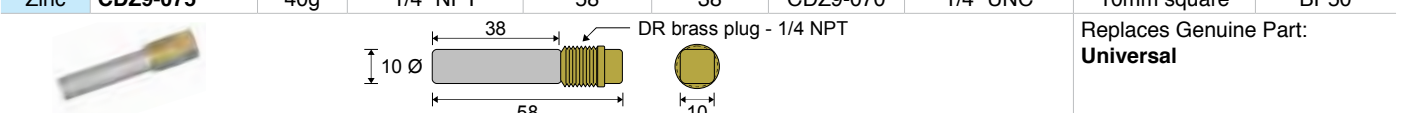
Alloy	Part Number	Weight	External Plug Thread	Overall Length	Exposed Length	Anode Only	Anode to Plug Thread	Plug Head Size & Type	Plug Part No.
Zinc	CDZ9-174	42g	M16-C	37	17	CDZ9-173	8 Ø, press fit	17mm hex	BP07




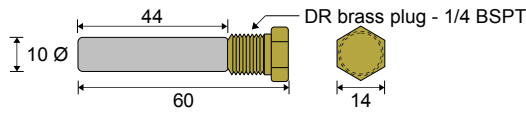

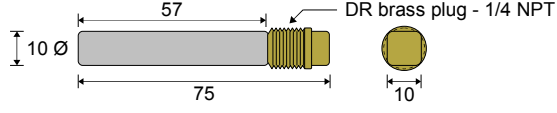

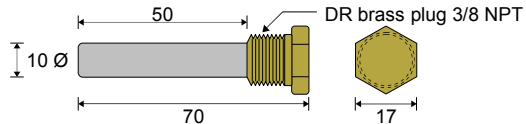

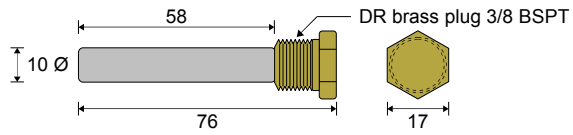
Alloy	Part Number	Weight	External Plug Thread	Overall Length	Exposed Length	Anode Only	Anode to Plug Thread	Plug Head Size & Type	Plug Part No.
Zinc	CDZ9-147	28g	1/4" BSPT	39	22	CDZ9-146	5/16" UNC	14mm hex	BP01




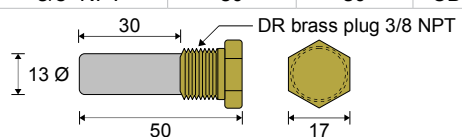

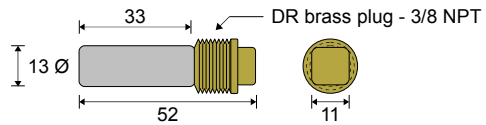

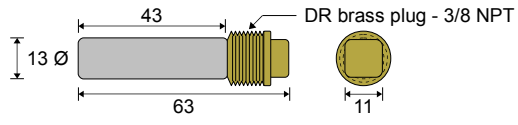

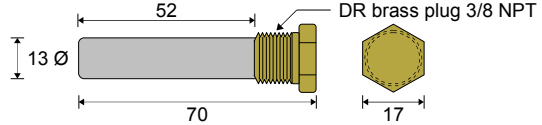

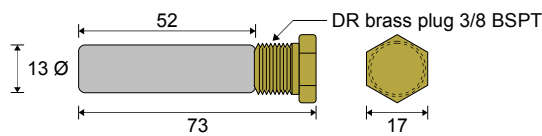
Alloy	Part Number	Weight	External Plug Thread	Overall Length	Exposed Length	Anode Only	Anode to Plug Thread	Plug Head Size & Type	Plug Part No.
Zinc	CDZ9-075	40g	1/4" NPT	58	38	CDZ9-070	1/4" UNC	10mm square	BP50



10MM DIAMETER COMBINATION ANODES (continued)


Alloy	Part Number	Weight	External Plug Thread	Overall Length	Exposed Length	Anode Only	Anode to Plug Thread	Plug Head Size & Type	Plug Part No.
Zinc	CDZ9-032	40g	1/4" BSPT	60	44	CDZ9-033	5/16" UNC	14mm hex	BP01
 								Replaces Genuine Part: Universal	
Zinc	CDZ9-082	50g	1/4" NPT	75	57	CDZ9-003	1/4" UNC	10mm square	BP50
 								Replaces Genuine Part: Caterpillar 6L2283, 6L2282	
Zinc	CDZ9-122	50g	3/8" NPT	70	50	CDZ9-010	3/8" UNC	17mm hex	BP06
 								Replaces Genuine Part: Universal	
Zinc	CDZ9-120	60g	3/8" BSPT	76	58	CDZ9-010	3/8" UNC	17mm hex	BP02
 								Replaces Genuine Part: GM oil cooler Universal	

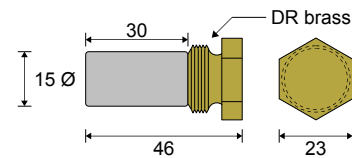
13MM DIAMETER COMBINATION ANODES

Alloy	Part Number	Weight	External Plug Thread	Overall Length	Exposed Length	Anode Only	Anode to Plug Thread	Plug Head Size & Type	Plug Part No.
Zinc	CDZ9-125	60g	3/8" NPT	50	30	CDZ9-071	3/8" UNC	17mm hex	BP06
 								Replaces Genuine Part: Onan 130-4434 Yanmar 119574-44150-01 engine type 4LHA-HTE (P)	
Zinc	CDZ9-078	50g	3/8" NPT	52	33	CDZ9-071	3/8" UNC	11mm square	BP51
 								Replaces Genuine Part: Caterpillar 6L2281	
Zinc	CDZ9-081	50g	3/8" NPT	63	43	CDZ9-072	3/8" UNC	11mm square	BP51
 								Replaces Genuine Part: Caterpillar 6L2280	
Zinc	CDZ9-121	70g	3/8" NPT	70	52	CDZ9-035	3/8" UNC	17mm hex	BP06
 								Replaces Genuine Part: Universal	
Zinc	CDZ9-034	70g	3/8" BSPT	73	52	CDZ9-035	3/8" UNC	17mm hex	BP02
 								Replaces Genuine Part: Universal	

13MM DIAMETER COMBINATION ANODES (continued)

Alloy	Part Number	Weight	External Plug Thread	Overall Length	Exposed Length	Anode Only	Anode to Plug Thread	Plug Head Size & Type	Plug Part No.
Zinc	CDZ9-201 <small>NEW</small>	65	M18 x 1.25	46	30	CDZ9-129	M8-C	23mm hex	BP11






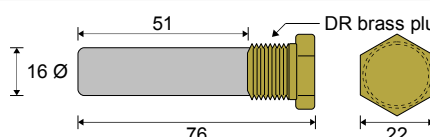
DR brass plug M18 x 1.25

Replaces Genuine Part:
Steyr 2178413/1
Universal

16MM DIAMETER COMBINATION ANODES

Alloy	Part Number	Weight	External Plug Thread	Overall Length	Exposed Length	Anode Only	Anode to Plug Thread	Plug Head Size & Type	Plug Part No.
Zinc	CDZ9-036	130g	1/2" BSPT	76	51	CDZ9-004	7/16" UNC	22mm hex	BP03




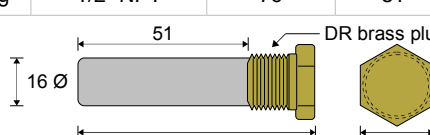


DR brass plug 1/2 BSPT

Replaces Genuine Part:
Cummins 68241
Yanmar 119574-18790
Universal

Alloy	Part Number	Weight	External Plug Thread	Overall Length	Exposed Length	Anode Only	Anode to Plug Thread	Plug Head Size & Type	Plug Part No.
Zinc	CDZ9-199 <small>NEW</small>	130g	1/2" NPT	76	51	CDZ9-004	7/16" UNC	22mm hex	BP09






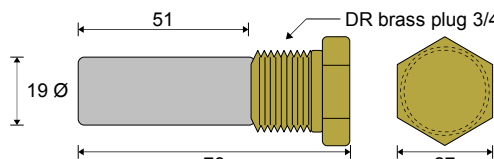
DR brass plug 1/2 NPT

Replaces Genuine Part:
Universal

19MM DIAMETER COMBINATION ANODES

Alloy	Part Number	Weight	External Plug Thread	Overall Length	Exposed Length	Anode Only	Anode to Plug Thread	Plug Head Size & Type	Plug Part No.
Zinc	CDZ9-037	210g	3/4" BSPT	78	51	CDZ9-038	1/2" UNC	27mm hex	BP04




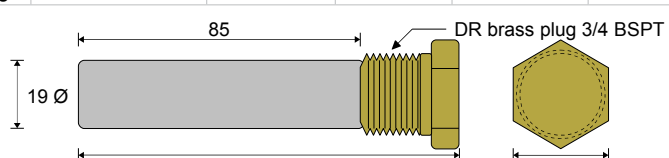


DR brass plug 3/4 BSPT

Replaces Genuine Part:
Universal

Alloy	Part Number	Weight	External Plug Thread	Overall Length	Exposed Length	Anode Only	Anode to Plug Thread	Plug Head Size & Type	Plug Part No.
Zinc	CDZ9-116	260g	3/4" BSPT	114	85	CDZ9-115	1/2" UNC	27mm x hex	BP04




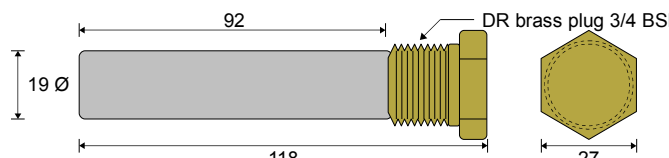


DR brass plug 3/4 BSPT

Replaces Genuine Part:
Universal

Alloy	Part Number	Weight	External Plug Thread	Overall Length	Exposed Length	Anode Only	Anode to Plug Thread	Plug Head Size & Type	Plug Part No.
Zinc	CDZ9-114	260g	3/4" BSPT	118	92	CDZ9-064	1/2" UNC	27mm hex	BP04






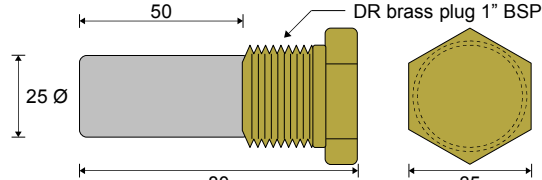
DR brass plug 3/4 BSPT

Replaces Genuine Part:
Universal

25MM DIAMETER COMBINATION ANODES

Alloy	Part Number	Weight	External Plug Thread	Overall Length	Exposed Length	Anode Only	Anode to Plug Thread	Plug Head Size & Type	Plug Part No.
Zinc	CDZ9-068	340g	1" BSPT	80	50	CDZ9-069	3/4" UNC	35mm hex	BP05



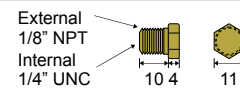
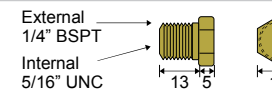
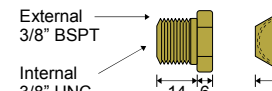
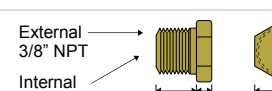
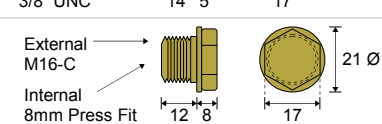
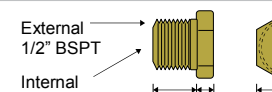
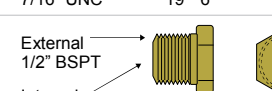
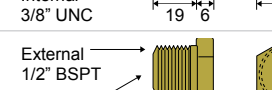
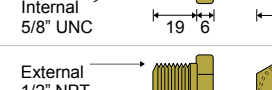
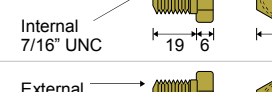
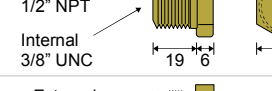
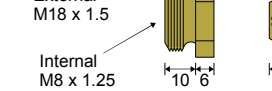
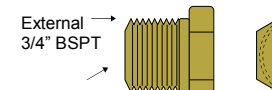
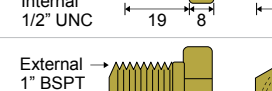
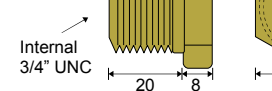



DR brass plug 1" BSPT

Replaces Genuine Part:
Universal

BRASS PLUGS

CAA Brass plugs are machined from DR Brass, which is suitable for salt water environments. Free Maching Brass is not recommended IN SALT WATER as the zinc can leach out, causing the brass to crumble.

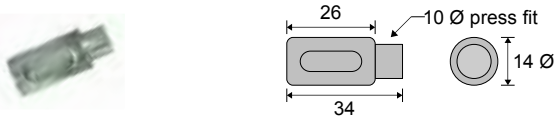
Part Number	Weight	External Thread	Internal Thread
BP10 NEW 	7g	1/8" NPT	1/4" UNC
BP01 	15g	1/4" BSPT	5/16" UNC
BP02 	29g	3/8" BSPT	3/8" UNC
BP06 	27g	3/8" NPT	3/8" UNC
BP07 	30g	M16-C	8mm press fit
BP03 	56g	1/2" BSPT	7/16" UNC
BP13 NEW 	56g	1/2" BSPT	3/8" UNC
BP14 NEW 	56g	1/2" BSPT	5/8" UNC
BP09 NEW 	56g	1/2" NPT	7/16" UNC
BP12 NEW 	56g	1/2" NPT	3/8" UNC
BP11 NEW 	25g	M18 x 1.5	M8 x 1.25
BP04 	98g	3/4" BSPT	1/2" UNC
BP05 	156g	1" BSPT	3/4" UNC
BP08 	366g	1 1/4" BSPT	3/4" UNC
BP50 	15g	1/4" NPT	1/4" UNC
BP51 	19g	3/8" NPT	3/8" UNC



ANODES ARRANGED BY MAKE

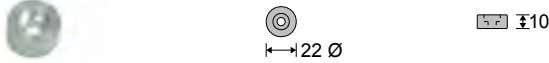
AIFO

Alloy	Part Number	Weight	Ø	Thread	Overall Length	Exposed Length	Replaces Genuine Part:
Zinc	CDZ9-094	30g	14	10 Ø press fit	34	26	Aifo 8105277



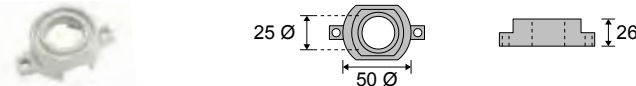
BRP – EVINRUDE, JOHNSON, OMC

Alloy	Part Number	Weight	Height	Ø	Hole Detail	Replaces Genuine Part:
Zinc	CDZ9-162	20g	10	22	6 Ø	5031705



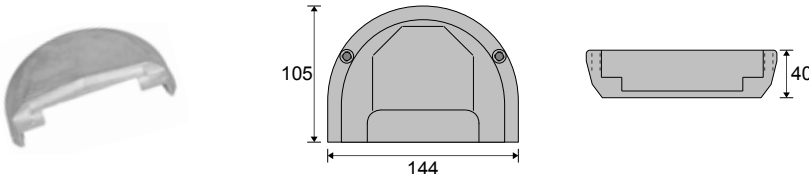
Description:
Button anode

Alloy	Part Number	Weight	Height	Outside Ø	Inside Ø	Hole Detail	Hole Centre Dist.	Replaces Genuine Part:
Zinc	CDZ9-119	160g	26	50	25	2 x 6 Ø	65	398873
Alum	CDA9-119	60g	26	50	25	2 x 6 Ø	65	



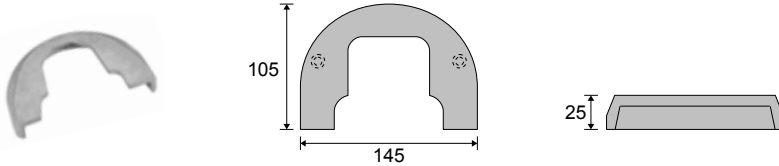
Description:
Collar anode

Alloy	Part Number	Weight	Height	Outside Ø	Inside Ø	Hole Detail	Hole Centre Dist.	Replaces Genuine Part:
Zinc	CDZ9-027	970g	144	105	40	2 x 1/4" UNC	112	984513



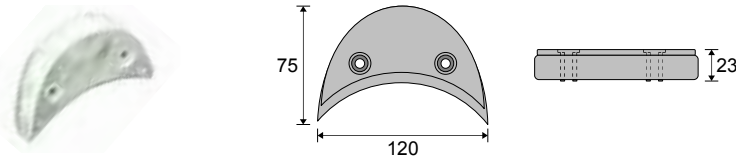
Description:
Cobra anode

Alloy	Part Number	Weight	Length	Width	Height	Hole Detail	Hole Centre Distance	Replaces Genuine Part:
Zinc	CDZ9-118	610g	145	105	25	2 x 1/4" UNC	112	983494



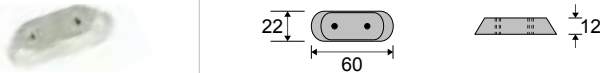
Description:
Cobra horseshoe anode

Alloy	Part Number	Weight	Length	Width	Height	Hole Detail	Hole Centre Distance	Replaces Genuine Part:
Zinc	CDZ9-018	820g	120	75	23	2 x 7 Ø	63	392123



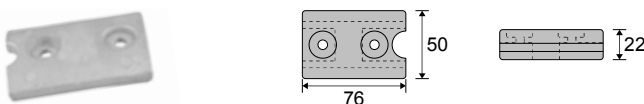
Description:
Outboard block anode - medium

Alloy	Part Number	Weight	Length	Width	Height	Hole Detail	Hole Centre Distance	Replaces Genuine Part:
Zinc	CDZ9-008	70g	60	22	12	2 x 4 Ø UNC	24	123009



Description:
Cavitation block anode

Alloy	Part Number	Weight	Length	Width	Height	Hole Detail	Hole Centre Distance	Replaces Genuine Part:
Zinc	CDZ9-057	310g	76	50	22	2 x 7 Ø	40	431708
Alum	CDA9-057	110g	76	50	22	2 x 7 Ø	40	



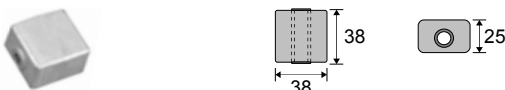
Description:
Block anode

Alloy	Part Number	Weight	Length	Width	Height	Hole Detail	Hole Centre Distance	Replaces Genuine Part:
Zinc	CDZ9-017	390g	193	43	22	2 x 7 Ø	177	367



Description:
Transom bar anode


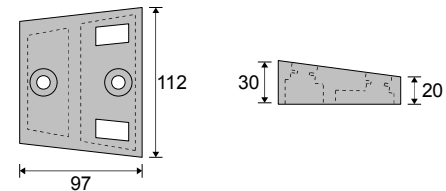
Alloy	Part Number	Weight	Length	Width	Height	Hole Detail	Replaces Genuine Part:
Zinc	CDZ9-019	210g	38	38	25	8 Ø	393023



Description:
Outboard cube anode


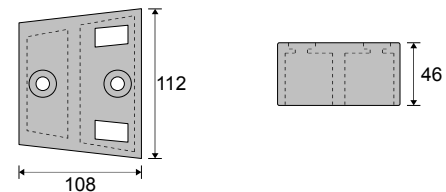
BRP – EVINRUDE, JOHNSON, OMC (continued)

Alloy	Part Number	Weight	Length	Width	Height	Hole Detail	Hole Centre Distance	Replaces Genuine Part:
Zinc	CDZ9-055	940g	112	97	30	2 x 9 Ø	58	984547


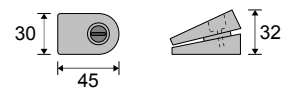
Description:
Cobra anode

Alloy	Part Number	Weight	Length	Width	Height	Hole Detail	Hole Centre Distance	Replaces Genuine Part:
Zinc	CDZ9-056	1.10kg	112	108	46	2 x 9 Ø	58	983952


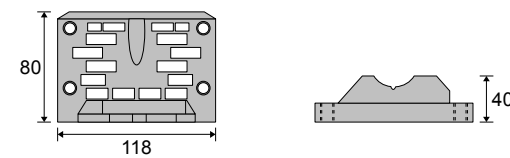
Description:
Cobra anode

Alloy	Part Number	Wt	Length	Width	Height	Fastener Detail	Replaces Genuine Part:
Zinc	CDZ9-061	190g	45	30	32	1/4" UNC pan head slotted SS set screw	C389999

Description:
Leg anode

Alloy	Part Number	Weight	Length	Width	Height	Hole Detail	Hole Centre Dist	Replaces Genuine Part:
Zinc	CDZ9-124	800g	118	80	40	4 x 6.5 Ø	102 & 42	982277

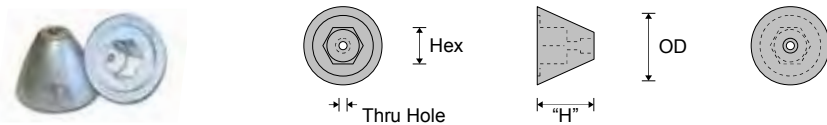
Description:
Stern drive exhaust plate anode

BTQ/BTR

Alloy	Product Code	Weight	Height "H"	OD	Hex	Thru Hole	Description	Replaces Genuine Part:
Zinc	CDZ9-193 NEW	225g	32	48	18	5 Ø	Bow Thruster anode 140mm	BTQ/BTR 140mm
Zinc	CDZ9-194 NEW	250g	32	50	20	6 Ø	Bow Thruster anode 185mm	BTQ/BTR 185mm

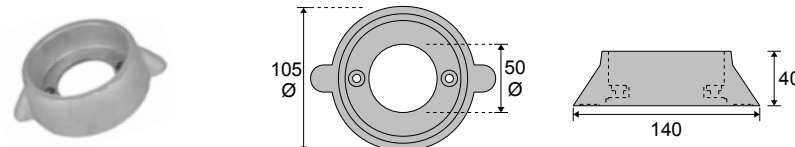


Alloy	Product Code	Weight	Height "H"	OD	Hex	Thru Hole	Description	Replaces Genuine Part:
Zinc	CDZ9-195 NEW	360g	44	60	24	6 Ø	Bow Thruster anode 250mm	BTQ/BTR 250mm
Zinc	CDZ9-196 NEW	540g	44	60	24	6 Ø	Bow Thruster anode 300mm	BTQ/BTR 300mm



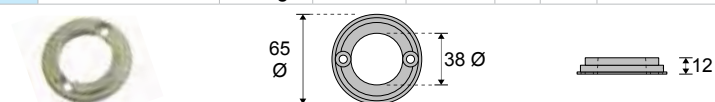
BUKH

Alloy	Part Number	Weight	Length	Height	ID	OD	Hole Detail	Hole Centre Distance	Replaces Genuine Part:
Zinc	CDZ9-079	860g	140	40	50	105	2 x 6 Ø	67	024BUK00E5829



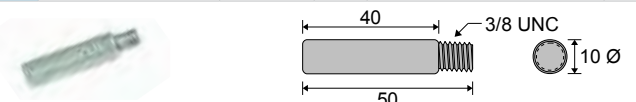
Description:
Sail drive anode to suit DV 10

Alloy	Part Number	Weight	Length	Height	ID	OD	Hole Detail	Hole Centre Distance	Replaces Genuine Part:
Zinc	CDZ9-200 NEW	115g	65	12	38	65	2 x 5.5 Ø	48	008E8207



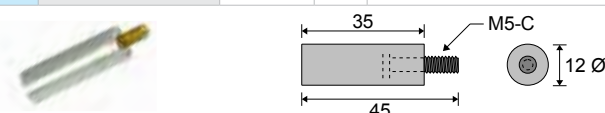
Description:
Sail drive anode to suit DV8SME - DV10LSME

Alloy	Part Number	Weight	Ø	Thread	Overall Length	Exposed Length	Replaces Genuine Part:
Zinc	CDZ9-157	20g	10	3/8" UNC	50	40	Bukh



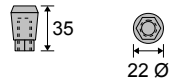
BUKH (continued)

Alloy	Part Number	Weight	Ø	Thread	Overall Length	Exposed Length	Replaces Genuine Part:
Zinc	CDZ9-002	30g	12	Zn plated steel M5-C	45	35	Bukh B00E0450



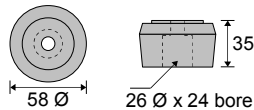
CASTOLDI

Alloy	Part Number	Weight	Height	Ø	Head	Thread Detail	Replaces Genuine Part:
Zinc	CDZ9-106	50g	35	22	13 hex	M10-C internal	590-14055-2



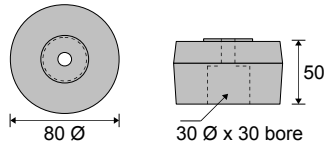
Description:
Jet pipe anode

Alloy	Part Number	Weight	Height	Ø	Hole Detail	Mounting Hole Recess	Replaces Genuine Part:
Zinc	CDZ9-107	470g	35	58	9 Ø	26 Ø x 24	590-16324-3



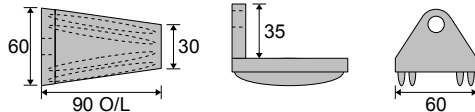
Description:
Jet ring anode - small

Alloy	Part Number	Weight	Height	Ø	Hole Detail	Mounting Hole Recess	Replaces Genuine Part:
Zinc	CDZ9-108	1.50kg	50	80	12 Ø	30 Ø x 30	590-66209



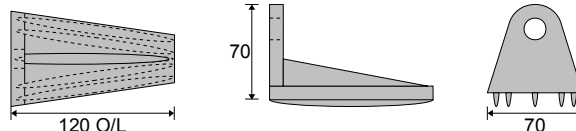
Description:
Jet ring anode - large

Alloy	Part Number	Weight	Length	Width	Height	Hole Detail	Replaces Genuine Part:
Zinc	CDZ9-104	450g	90	60	50	12 Ø	542-15062



Description:
Jet engine bracket anode - small

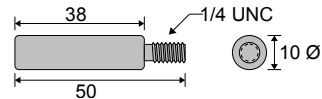
Alloy	Part Number	Weight	Length	Width	Height	Hole Detail	Replaces Genuine Part:
Zinc	CDZ9-105	830g	120	70	70	15 Ø	542-16082-4



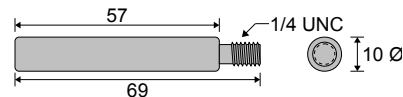
Description:
Jet engine bracket anode - large

CATERPILLAR

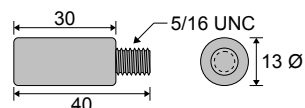
Alloy	Part Number	Weight	Ø	Thread	Overall Length	Exposed Length	Replaces Genuine Part:
Zinc	CDZ9-070	20g	10	1/4" UNC	50	38	Caterpillar 6L 3104



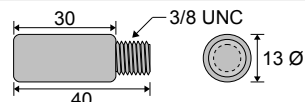
Alloy	Part Number	Weight	Ø	Thread	Overall Length	Exposed Length	Replaces Genuine Part:
Zinc	CDZ9-003	30g	10	1/4" UNC	69	57	Caterpillar 6L 2283 3208 engine. Heat exchanger models 4W-9164 and 7C-3114



Alloy	Part Number	Weight	Ø	Thread	Overall Length	Exposed Length	Replaces Genuine Part:
Zinc	CDZ9-159	30g	13	5/16" UNC	40	30	Caterpillar




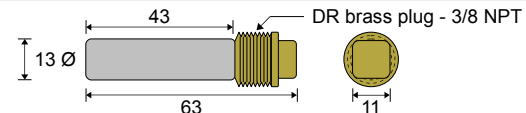

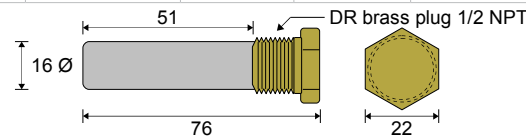
Alloy	Part Number	Weight	Ø	Thread	Overall Length	Exposed Length	Replaces Genuine Part:
Zinc	CDZ9-071	30g	13	3/8" UNC	40	30	Caterpillar 6L2281



CATERPILLAR (continued)

Alloy	Part Number	Weight	Ø	Thread	Overall Length	Exposed Length	Replaces Genuine Part:			
Zinc	CDZ9-072	40g	13	3/8" UNC	53	43	Caterpillar 6L2280			
Alloy	Part Number	Weight	Ø	Thread	Overall Length	Exposed Length	Replaces Genuine Part:			
Zinc	CDZ9-150	90g	16	3/8" UNC	64	51	Caterpillar 5B9651			
Alloy	Part Number	Weight	Ø	Thread	Overall Length	Exposed Length	Replaces Genuine Part:			
Zinc	CDZ9-005	100g	16	3/8" UNC	76	63	Caterpillar 6L2288 3208 engine. Marine transmission cooler model 7W-1396			
Alloy	Part Number	Weight	Ø	Thread	Overall Length	Exposed Length	Replaces Genuine Part:			
Zinc	CDZ9-073	100g	16	3/8" UNC	90	75	Caterpillar 6L2289 3208 engine. Heat exchanger model 4W-9164			
Alloy	Part Number	Weight	Ø	Thread	Overall Length	Exposed Length	Replaces Genuine Part:			
Zinc	CDZ9-067	60g	16	7/16" UNF	50	42	Caterpillar 6L3 412, 7E 5076			
Alloy	Part Number	Weight	Ø	Thread	Overall Length	Exposed Length	Replaces Genuine Part:			
Zinc	CDZ9-028	65g	22	5/8" UNF	32	20	Caterpillar 6L2016 3208 engine. Water cooled exhaust elbow model 5B-6447			
Alloy	Part Number	Weight	Ø	Thread	Overall Length	Exposed Length	Replaces Genuine Part:			
Zinc	CDZ9-074	320g	32	3/4" UNC	71	58	Caterpillar 6L2284			
Alloy	Part Number	Weight	External Plug Thread	Overall Length	Exposed Length	Anode Only	Anode to Plug Thread	Plug Head Size & Type	Plug Part No.	
Zinc	CDZ9-082	50g	1/4" NPT	75	57	CDZ9-003	1/4" UNC	10mm Square	BP50	
							Replaces Genuine Part:			
							Caterpillar 6L2283, 6L2282			
Alloy	Part Number	Weight	External Plug Thread	Overall Length	Exposed Length	Anode Only	Anode to Plug Thread	Plug Head Size & Type	Plug Part No.	
Zinc	CDZ9-078	50g	3/8" NPT	52	33	CDZ9-071	3/8" UNC	11mm Square	BP51	
							Replaces Genuine Part:			
							Caterpillar 6L2281			


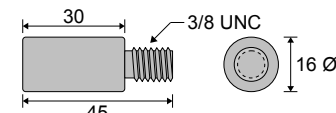

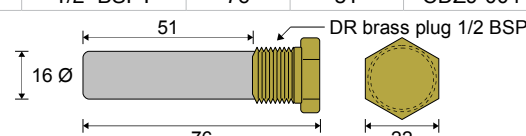
CATERPILLAR (continued)

Alloy	Part Number	Weight	External Plug Thread	Overall Length	Exposed Length	Anode Only	Anode to Plug Thread	Plug Head Size & Type	Plug Part No.
Zinc	CDZ9-081	50g	3/8" NPT	63	43	CDZ9-072	3/8" UNC	11mm Square	BP51
 								Replaces Genuine Part: Caterpillar 6L2280	
Zinc	CDZ9-199 NEW	130g	1/2" NPT	76	51	CDZ9-004	7/16" UNC	22mm hex	BP09
 								Replaces Genuine Part: Caterpillar 6L2288	


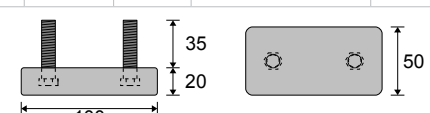
CATERPILLAR ANODE KIT

To Suit	Part Number	Includes:	Notes:
3116 Engines	CDZK9-801CAT Zinc	1 x CDZ9-070 2 x CDZ9-078 3 x CDZ9-082	Kit Weight: 0.3kg


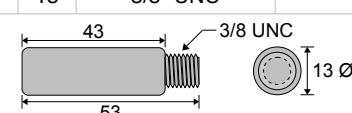

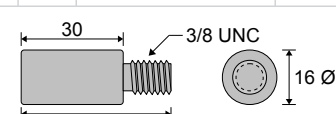

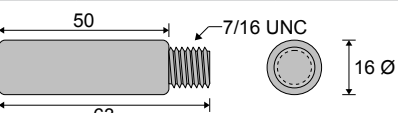
CUMMINS

Alloy	Part Number	Weight	Ø	Thread	Overall Length	Exposed Length	Replaces Genuine Part:
Zinc	CDZ9-092	50g	16	3/8" UNC	45	30	Cummins 8517474
 							
Zinc	CDZ9-036	130g		1/2" BSPT	76	51	CDZ9-004
 							Replaces Genuine Part: Cummins 68241

DAIHATSU

Alloy	Part Number	Weight	Length	Width	Anode Height	Insert Detail	Centres	Replaces Genuine Part:
Zinc	CDZ9-153	800g	100	50	20	S/S 2 x M10-C	50	6DSM-28
 								Description: Air-cooler zinc anode

DETROIT

Alloy	Part Number	Weight	Ø	Thread	Overall Length	Exposed Length	Replaces Genuine Part:
Zinc	CDZ9-072	40g	13	3/8" UNC	53	43	Detroit 8925832
 							
Zinc	CDZ9-092	50g	16	3/8" UNC	45	30	Detroit 8517474
 							
Zinc	CDZ9-004	70g	16	7/16" UNC	63	50	Detroit 8517479
 							

DETROIT (continued)

Alloy	Part Number	Weight	Ø	Thread	Overall Length	Exposed Length	Replaces Genuine Part:
Zinc	CDZ9-009	100g	19	5/8" UNC	57	44	Detroit 8515842
Zinc	CDZ9-038	110g	19	1/2" UNC	67	51	Detroit 8515842
Zinc	CDZ9-064	180g	19	1/2" UNC	105	92	Detroit 8515850

FLEXOFOLD

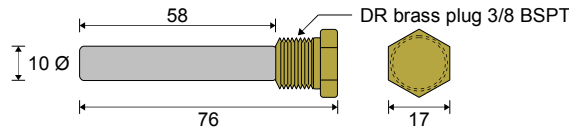
Alloy	Part Number	Weight	Height	Ø	Mounting Holes	Replaces Genuine Part:
Zinc	CDZ9-126	570g	36	70	3 x 11 Ø x 8	Zinc # 112
						Description: To suit 2 blade (2016 on), all 3 blade props from 15" - 24", 4 blade props up to 23"

GM

Alloy	Part Number	Weight	Ø	Thread	Overall Length	Exposed Length	Replaces Genuine Part:
Zinc	CDZ9-010	30g	10	3/8" UNC	63	50	GM oil cooler
Zinc	CDZ9-004	70g	16	7/16" UNC	63	50	GM 8517480
Zinc	CDZ9-038	110g	19	1/2" UNC	67	51	GM 8515842
Zinc	CDZ9-006	180g	19	5/8" UNC	97	82	GM 8515851
Zinc	CDZ9-064	180g	19	1/2" UNC	105	92	GM 8515850

GM (continued)

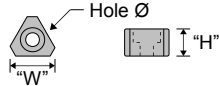
Alloy	Part Number	Weight	External Plug Thread	Overall Length	Exposed Length	Anode Only	Anode to Plug Thread	Plug Head Size & Type	Plug Part No.
Zinc	CDZ9-120	60g	3/8" BSPT	76	58	CDZ9-010	3/8" UNC	17mm hex	BP02



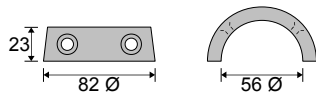
Replaces Genuine Part:
GM oil cooler

GORI

Alloy	Part Number	Weight	Length "L"	Width "W"	Height "H"	Hole Detail	Replaces Genuine Part:
Zinc	CDZ9-163	35g	26	26	16	8 Ø	1407210000 Propeller Nut Anode to suit 15"-16.5" propellers
Zinc	CDZ9-164	38g	28	28	16	6 Ø	1407310000 Propeller Nut Anode to suit 18"-20" propellers
Zinc	CDZ9-165	90g	33	33	20	6 Ø	1407410000 Propeller Nut Anode to suit 22"-26" propellers
Zinc	CDZ9-166	265g	44	44	33	6 Ø	1407451100 Propeller Nut Anode to suit 28"-30" propellers

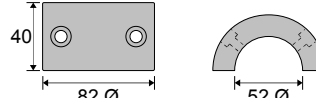


Alloy	Part Number	Weight	Height	Outside Ø	Inside Ø	Hole Detail	Replaces Genuine Part:
Zinc	CDZ9-168	340g	23	82	56	4 x 7 Ø	15527500



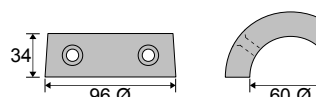
Description:
Collar to suit 3 blade sail drive 15" - 16.5" propellers

Alloy	Part Number	Weight	Height	Outside Ø	Inside Ø	Hole Detail	Replaces Genuine Part:
Zinc	CDZ9-170	860g	40	82	52	4 x 7 Ø	1553000000



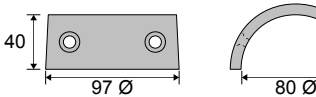
Description:
Collar to suit 3 blade 18" to 20" propellers

Alloy	Part Number	Weight	Height	Outside Ø	Inside Ø	Hole Detail	Replaces Genuine Part:
Zinc	CDZ9-169	900g	34	96	60	4 x 7 Ø	15539500



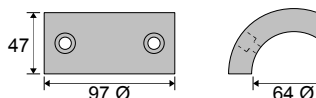
Description:
Collar to suit 3 blade sail drive 18" - 20" propellers

Alloy	Part Number	Weight	Height	Outside Ø	Inside Ø	Hole Detail	Replaces Genuine Part:
Zinc	CDZ9-167	570g	40	97	80	4 x 7 Ø	1567000000



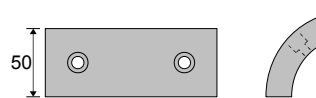
Description:
Collar to suit 2 blade sail drive 13" - 18" propellers

Alloy	Part Number	Weight	Height	Outside Ø	Inside Ø	Hole Detail	Replaces Genuine Part:
Zinc	CDZ9-171	1.37kg	47	97	64	4 x 7 Ø	1554000000



Description:
Collar to suit 3 blade 22" to 26" propellers

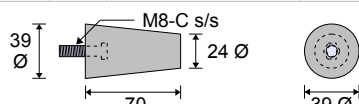
Alloy	Part Number	Weight	Height	Outside Ø	Inside Ø	Hole Detail	Replaces Genuine Part:
Zinc	CDZ9-172	2.13kg	50	126	90	4 x 7 Ø	1555000000



Description:
Collar to suit 3 blade 28" to 30" propellers

HAMILTON JET

Alloy	Part Number	Weight	O/L	Exposed Length	Bottom Ø	Top Ø	Insert Detail	Replaces Genuine Part:
Zinc	CDZ9-089	400g	90	70	39	24	M8-C s/s	111644



Description:
Conical anode

HAMILTON JET (continued)

Alloy	Part Number	Weight	Height	Inside Ø	Outside Ø	Hole Detail	Replaces Genuine Part:	
Zinc	CDZ9-088	210g	22	27	48	18 ID MS	105447	
							Description: Ring anode	
Alloy	Part Number	Weight	Height	Top Ø	Bottom Ø	Hole Detail	Replaces Genuine Part:	
Zinc	CDZ9-085	850g	25	70	100	steel insert 9.5 ID	102185	
							Description: Disc anode	
Alloy	Part Number	Weight	Length	Width	Height	Insert Detail	Replaces Genuine Part:	
Zinc	CDZ9-127	1.77kg	100	64	52	MS pipe 8.5 ID	107890	
							Description: Drive anode	
Alloy	Part Number	Weight	Length	Width	Height	Hole Detail	Hole Centre Distance	Replaces Genuine Part:
Zinc	CDZ9-086	270g	79	23	25	2 x 9.5 ID	56	103359
							Description: Bar anode	
Alloy	Part Number	Weight	Length	Width	Height	Hole Detail	Hole Centre Distance	Replaces Genuine Part:
Zinc	CDZ9-087	280g	100	21	22	2 x 9.5 ID	80	104634
							Description: Bar anode	
Alloy	Part Number	Weight	Length	Width	Height	Hole Detail	Hole Centre Distance	Replaces Genuine Part:
Zinc	CDZ9-090	1.20kg	110	64	28	MS 2 x 10 ID	60	111059
							Description: Oval anode	

HONDA

Alloy	Part Number	Weight	Height	Ø	Hole Detail	Replaces Genuine Part:		
Zinc	CDZ9-206 NEW	32g	14	24	6 Ø	12155-ZV5-000		
Alum	CDA9-206 NEW	12g	14	24	6 Ø			
							Description: Outboard internal anode, suits models BF35 to BF225	
Alloy	Part Number	Weight	Height	Ø	Thread Detail	Replaces Genuine Part:		
Zinc	CDZ9-021	480g	85	90	7/16" UNC	41107 ZWI-003-ZA		
Alum	CDA9-021	180g	85	90	7/16" UNC			
							Description: Trim tab anode	
Alloy	Part Number	Weight	Height	Ø	Hole Detail	Replaces Genuine Part:		
Zinc	CDZ9-044	220g	55	95	10 Ø	441107-ZV5-000		
							Description: Outboard trim tab anode	
Alloy	Part Number	Weight	Length	Width	Height	Hole Detail	Hole Centre Distance	Replaces Genuine Part:
Zinc	CDZ9-183	92g	64	25	14	2 x M6-C	26	41106-935-812
							Description: Cavitation block anode	

HONDA (continued)

Alloy	Part Number	Weight	Length	Width	Height	Hole Detail	Hole Centre Distance	Replaces Genuine Part:
Zinc	CDZ9-182	350g	148	34	16	2 x 7 Ø	126	06411-ZV5-000
								Description: Stern bracket anode
Zinc	CDZ9-184	802g	225	50	15	2 x 7 Ø	200	06411-ZW1-000
								Description: Stern bracket anode
Zinc	CDZ9-053	240g	77	28	23	7 Ø	7 Ø	41109-ZW1-003
Alum	CDA9-053	90g	77	28	23	7 Ø	7 Ø	
								Description: Block anode

JOHN DEERE

Alloy	Part Number	Weight	External Plug Thread	Overall Length	Exposed Length	Anode Only	Anode to Plug Thread	Plug Head Size & Type	Plug Part No.
Zinc	CDZ9-199 NEW	130g	1/2" NPT	76	51	CDZ9-004	7/16" UNC	22mm hex	BP09
								Replaces Genuine Part: John Deere RE54993	

LEWMAR

Alloy	Part Number	Weight	Height "H"	Ø	Ø Hole	Replaces Gen Part:	Description:
Zinc	CDZ9-178	69g	15	38	9 Ø	589150	140TT series thrusters (140mm tunnel Ø)
Zinc	CDZ9-179	110g	15	45	11 Ø	589350	185TT series thrusters (185mm tunnel Ø)
Zinc	CDZ9-180	237g	18	62	17 Ø	589550	250TT and 300TT series thrusters

MERCURY/MERCUISER

Alloy	Part Number	Weight	Height	Ø	Hole Detail	Hole Centre Distance	Replaces Genuine Part:	
Zinc	CDZ9-117	150g	22	68	2 x 5.5 Ø	74	806188	
								Description: Bravo 1. Bearing carrier anode
Zinc	CDZ9-066	220g	24	73	2 x 6 Ø	74	806105	
Alum	CDA9-066	90g	24	73	2 x 6 Ø	74		
								Description: Bravo Gen.2 to Alpha 1. Bearing carrier anode
Zinc	CDZ9-023	110g	28	32	1/2" UNC x 20		55989	
Alum	CDA9-023	40g	28	32	1/2" UNC x 20			
								Description: Nut anode
Zinc	CDZ9-054	100g	13	50	2 x 5.5 Ø	39	806189	
Alum	CDA9-054	40g	13	50	2 x 5.5 Ø	39		
								Description: Alpha anode

MERCURY/MERCURISER (continued)

Alloy	Part Number	Weight	Height	Ø	Hole Detail	Hole Centre Distance	Replaces Genuine Part:
Zinc	CDZ9-060	300g	50	50	2 x 5.5 Ø	39	806190
Alum	CDA9-060	120g	50	50	2 x 5.5 Ø	39	
							Description: Bravo and Blackhawk. Trim ram anode
Alloy	Part Number	Weight	Height	Ø	Hole Detail	Replaces Genuine Part:	
Zinc	CDZ9-025	300g	25	90	7/16" UNC	Zinc 76214-5	
Alum	CDA9-025	110g	25	90	7/16" UNC	Aluminium 76214-5A	
							Description: Plate (round) anode
Alloy	Part Number	Weight	Height	Ø	Hole Detail	Replaces Genuine Part:	
Zinc	CDZ9-025B	300g	25	90	9.4 Ø	Zinc 76214-4	
Alum	CDA9-025B	110g	25	90	9.4 Ø	Aluminium 76214-4A	
							Description: Plate (round) anode Note: Thru hole has no thread
Alloy	Part Number	Weight	Height	Ø	Hole Detail	Mounting Recess	Replaces Genuine Part:
Zinc	CDZ9-091	460g	77	90	9 Ø	24 Ø x 8	822157
							Description: Outboard trim tab anode
Alloy	Part Number	Weight	Height	Ø	Hole Detail	Replaces Genuine Part:	
Zinc	CDZ9-024	380g	80	90	7/16" UNC	46399	
Alum	CDA9-024	140g	80	90	7/16" UNC		
							Description: Racing tab anode
Alloy	Part number	Weight	Height	Ø	Hole Detail	Replaces Genuine Part:	
Zinc	CDZ9-021	480g	85	90	7/16" UNC	Zinc 31640	
Alum	CDA9-021	180g	85	90	7/16" UNC	Aluminium 31640A	
							Description: Trim tab anode short leg
Alloy	Part number	Weight	Height	Ø	Hole Detail	Replaces Genuine Part:	
Zinc	CDZ9-186	380g	96	90	M8-C	98432T5	
							Description: Trim tab anode
Alloy	Part Number	Weight	Height	Ø	Hole Detail	Replaces Genuine Part:	
Zinc	CDZ9-020	610g	126	90	7/16" UNC	34127	
							Description: Trim tab anode long leg

Unless otherwise specified, all dimensions are in mm. All dimensions and weights are nominal. © Cathodic Anodes Australasia April 2019

MERCURY/MERCURISER (continued)

Alloy	Part Number	Weight	Length	Width	Height	Hole Detail	Hole Centre Distance	Replaces Genuine Part:
Zinc	CDZ9-022	250g	63	63	10	2 x 7 Ø	51	34762
Alum	CDA9-022	100g	63	63	10	2 x 7 Ø	51	
								Description: Mercruiser plate anode
Zinc	CDZ9-052	890g	100	80	38	4 x 7 Ø	66 and 35	43994
Alum	CDA9-052	280g	100	80	38	4 x 7 Ø	66 and 35	
								Description: Cooling cover anode
Zinc	CDZ9-052B	900g	100	80	38	2 x 6.5 Ø	35	821631
Alum	CDA9-052B	340g	100	80	38	2 x 6.5 Ø	35	
								Description: Cooling cover anode
Alum	CDA9-203 NEW	195g	128	45	24	2 x 6 Ø	35	880653A
								Description: Verado 6 manifold anode
Zinc	CDZ9-065	960g	178	108	16	2 x 11 Ø	36	821630
Alum	CDA9-065	380g	178	108	16	2 x 11 Ø	36	
								Description: Bravo Generation II plate anode
Zinc	CDZ9-059	730g	190	72	15	2 x 1/4" UNC	82	821629
Alum	CDA9-059	290g	190	72	15	2 x 1/4" UNC	82	
								Description: Alpha cavitation plate anode
Zinc	CDZ9-026	670g	190	50	22	2 x 7 Ø	177	43396
Alum	CDA9-026	250g	190	50	22	2 x 7 Ø	177	
								Description: Waffle plate anode (square)
Zinc	CDZ9-058	640g	192	50	11	4 x 7 Ø	178 and 168	818298
Alum	CDA9-058	230g	192	50	11	4 x 7 Ø	178 and 168	
								Description: Outboard plate anode



MERCURY/MERCURISER (continued)

Alloy	Part Number	Weight	L	W	H	Hole Detail	Hole Centre Distance	Replaces Genuine Part:	
Zinc	CDZ9-181	500g	196	40	14	2 x 7 Ø & 2 x 11 Ø	178 & 160	8239121	
							Description: Transom bar anode		
Alloy	Part Number	Weight	Ø	Thread	Overall Length	Exposed Length	Replaces Genuine Part:		
Zinc	CDZ9-083	30g	16	M10-C & M8-C	36	20	Mercuriser 816000		
Alloy	Part Number	Weight	Length	Width	Height	Hole Detail	Replaces Genuine Part:		
Alum	CDA9-202 NEW	42g	72	26	10	6 Ø	892227A		
							Description: Verado 6 Trim Cylinder anode		
Alloy	Part Number	Weight	Length	Width	Height	Hole Detail	Replaces Genuine Part:		
Zinc	CDZ9-053	240g	77	28	23	7 Ø	826134		
Alum	CDA9-053	90g	77	28	23	7 Ø			
							Description: Block anode		
Alloy	Part Number	Weight	Hole Detail	Length	Outside Ø	Internal Hex			
Alum	CDAPN-BRAVO III	190g	9	62	52	38			

MERCURISER ANODE KITS


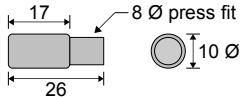
To Suit	Part Number	Includes:	Notes:
Alpha I Generation II 1991 (and newer) Stern Drives. Serial numbers OD469829 and up	CDAK9-500 Aluminium	1 x CDA9-052B 1 x CDA9-059 1 x CDA9-025 2 x CDA9-054 1 x CDA9-066	Kit Weight: 1.1kg Fitting hardware included.
	CDZK9-501 Zinc	1 x CDZ9-052B 1 x CDZ9-059 1 x CDZ9-025 2 x CDZ9-054 1 x CDZ9-066	Kit Weight: 2.4kg Fitting hardware included.
Alpha I 1983 - 1990 Stern Drives. Serial no.s 6225577 to OD469828	CDAK9-503 Aluminium	1 x CDA9-021 2 x CDA9-023 1 x CDA9-052B	Kit Weight: 0.7kg Fitting hardware included.
	CDZK9-502 Zinc	1 x CDZ9-021 2 x CDZ9-023 1 x CDZ9-052	Kit Weight: 1.8kg Fitting hardware included.
Bravo I Outdrives	CDAK9-505 Aluminium	1 x CA9-025 2 x CDA9-060 1 x CDA9-065 1 x CDA9-117	Kit Weight: 0.9kg Fitting hardware included.
	CDZK9-504 Zinc	1 x CDZ9-025 2 x CDZ9-060 1 x CDZ9-065 1 x CDZ9-117	Kit Weight: 2.1kg Fitting hardware included.
Bravo II and III Stern Drives. Up to 2003 Through to Serial number OM179451	CDAK9-507 Aluminium	1 x CDA9-025 2 x CDA9-060 1 x CDA9-065	Kit Weight: 0.9kg Fitting hardware included.
	CDZK9-506 Zinc	1 x CDZ9-025 2 x CDZ9-060 1 x CDZ9-065	Kit Weight: 2.1kg Fitting hardware included.

MERCURISER ANODE KITS (continued)

To Suit	Part Number	Includes:	Notes:
Bravo III Design 2 Outdrives 2004 and newer. Serial number OM100001 and up 	CDAK9-508 Aluminium	1 x CDA9-025 (threaded) 1 x CDA9-025B (drilled) 2 x CDA9-060 1 x CDA9-065 1 x CDAPN-Bravo III	Kit Weight: 1.3kg Fitting hardware included.
Verado - 6 200 & 400 HP Six Cylinder Verado Outboards 	CDAK9-509 Aluminium	1 x CDA9-203 4 x CDA9-202 2 x CDA9-053 1 x CDA9-025	Kit Weight: 0.9kg Fitting hardware included.


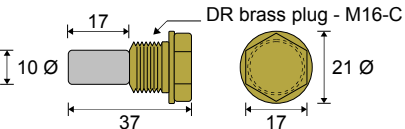
NANNI

Alloy	Part Number	Weight	Ø	Thread	Overall Length	Exposed Length	Replaces Genuine Part:
Zinc	CDZ9-173	12g	10	8 Ø press fit	26	17	970 494 635 This part number is for the anode only. With the plug the part number is CDZ9-174

Description:
Engine anode


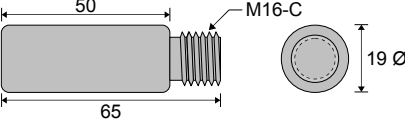
Alloy	Part Number	W	External Plug Thread	O/L	Exposed Length	Anode Only	Anode to Plug	Plug Head Size & Type	Plug Part No.
Zinc	CDZ9-174	42g	M16-C	37	17	CDZ9-173	8 Ø, press fit	17mm hex	BP07

Replaces Genuine Part:
970 494 635
Description:
Engine anode


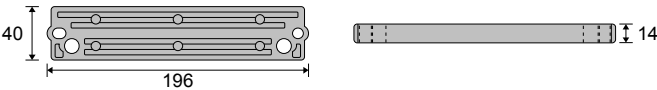
NIIGATA

Alloy	Part Number	Weight	Ø	Thread	Overall Length	Exposed Length	Replaces Genuine Part:
Zinc	CDZ9-189 NEW	110g	19	M16-C	65	50	Niigata Z drive lube oil cooler ZZ V77120000 for a ZP38 Model stern drive (Z drive)

NISSAN


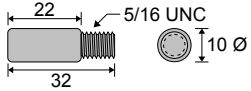
Alloy	Part Number	Weight	L	W	H	Hole Detail	Hole Centre Distance	Replaces Genuine Part:
Zinc	CDZ9-181	500g	196	40	14	2 x 7 Ø & 2 x 11 Ø	178 & 160	3C7-60218-2


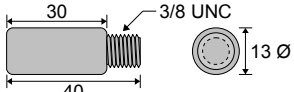
Description:
Transom bar anode

ONAN


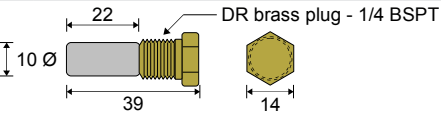
Alloy	Part Number	Weight	Ø	Thread	Overall Length	Exposed Length	Replaces Genuine Part:
Zinc	CDZ9-146	12g	10	5/16" UNC	32	22	Onan generator 130-1341 This part number is for the anode only. With the plug the part number is CDZ9-147

Alloy	Part Number	Weight	Ø	Thread	Overall Length	Exposed Length	Replaces Genuine Part:
Zinc	CDZ9-071	30g	13	3/8" UNC	40	30	Onan 130-4434


Alloy	Part Number	Weight	External Plug Thread	Overall Length	Exposed Length	Anode Only	Anode to Plug Thread	Plug Head Size & Type	Plug Part No.
Zinc	CDZ9-147	28g	1/4" BSPT	39	22	CDZ9-146	5/16" UNC	14mm hex	BP01

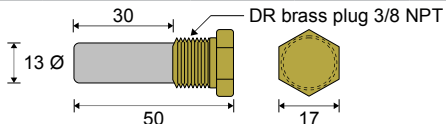



Replaces Genuine Part:
Onan marine generator 130-1341

ONAN (continued)

Alloy	Part Number	Weight	External Plug Thread	Overall Length	Exposed Length	Anode Only	Anode to Plug Thread	Plug Head Size & Type	Plug Part No.
Zinc	CDZ9-125	60g	3/8" NPT	50	30	CDZ9-071	3/8" UNC	17mm hex	BP06






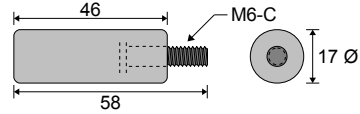
DR brass plug 3/8 NPT

Replaces Genuine Part:
Onan 130-4434

SCANIA

Alloy	Part Number	Weight	Ø	Thread	Overall Length	Exposed Length	Replaces Genuine Part:
Zinc	CDZ9-062	70g	17	M6-C	58	46	Scania C1331818




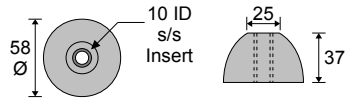


M6-C

SEAHAWK

Alloy	Part Number	Weight	Height	Ø	Hole Detail	Replaces Genuine Part:
Zinc	CDZ9-155	480g	37	58	10 ID S/S Pipe	Series S1 and S2







10 ID s/s Insert

Description:
Propeller anode

SIDEPower (SLEIPNER)


Alloy	Part Number	Weight	Height	Ø	Hole Detail	Mounting Recess	Replaces Genuine Part:
Zinc	CDZ9-103	40g	20	26	6 Ø	10 Ø x 7	61180

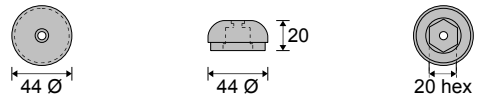




Description:
Bow thruster to suit models: SP30, S2i, 30S, 40Si, 40S


Alloy	Part Number	Weight	Height	Ø	Hole Detail	Mounting Recess	Replaces Genuine Part:
Zinc	CDZ9-101	120g	20	44	6 Ø	10 Ø x 2 & 20 hex	7 1190

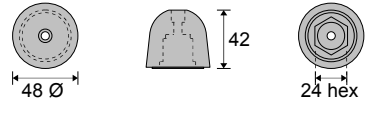




Description:
Bow thruster anode
To suit models: SP55Si, 55S, 75Ti, 95T, 100 Hyd

Alloy	Part Number	Weight	Height	Ø	Hole Detail	Mounting Recess	Replaces Genuine Part:
Zinc	CDZ9-102	300g	42	48	6 Ø	10 Ø x 7 & 24 hex	20 1180




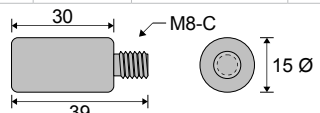


Description:
Bow thruster anode to suit models: SP125Ti, 125T, SP155Tci, 155Tc, SP200Tci, 200Tc, SP220Tc, SP240Tci, 15HP (20150), SP285Tci, 285Tc, 20HP (2200)

STEYR


Alloy	Part Number	Weight	Ø	Thread	Overall Length	Exposed Length	Replaces Genuine Part:
Zinc	CDZ9-129	40g	15	M8-C	40	30	Steyr 2178413/1

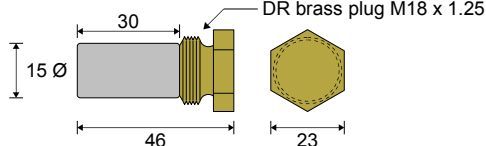




M8-C

Alloy	Part Number	Weight	External Plug Thread	Overall Length	Exposed Length	Anode Only	Anode to Plug Thread	Plug Head Size & Type	Plug Part No.
Zinc	CDZ9-201 NEW	65g	M 18 x 1.5	46	30	CDZ9-129	M8 x 1.25	23mm hex	BP11





DR brass plug M18 x 1.25

Replaces Genuine Part:
Steyr 2178413/1 (with plug)

SUZUKI


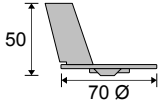
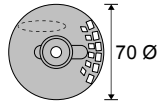

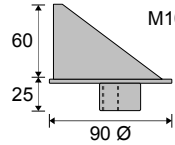
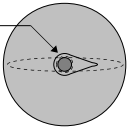

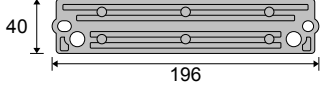


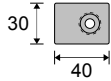
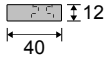
Alloy	Part Number	Weight	Height	Ø	Hole Detail	Replaces Genuine Part:
Zinc	CDZ9-162	20g	10	22	6 Ø	55321-87-JOO




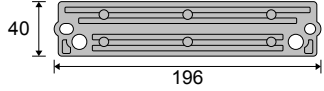



Description:
Button anode





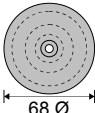
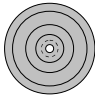
SUZUKI (continued)

Alloy	Part Number	Weight	Height	Ø	Hole Detail	Replaces Genuine Part:		
Zinc	CDZ9-050	130g	50	70	7 Ø	55125-96310		
  		Description: Outboard trim tab anode						
Zinc	CDZ9-051	300g	85	90	M10-F x 20	55125-87D00		
  		Description: Outboard trim tab anode						
Alloy	Part Number	Weight	L	W	H	Hole Detail	Hole Centre Distance	Replaces Genuine Part:
Zinc	CDZ9-181	500g	196	40	14	2 x 7 Ø & 2 x 11 Ø	178 & 196	55321-94900
  		Description: Transom bar anode						
Alloy	Part Number	Weight	Length	Width	Height	Hole Detail	Mounting Recess	Replaces Genuine Part:
Zinc	CDZ9-049	80g	40	30	12	7 Ø	16 Ø x 5	55320-95310
  		Description: Outboard block anode						


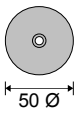
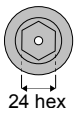

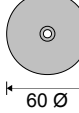
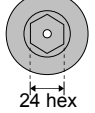

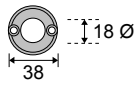

TOHATSU

Alloy	Part Number	Weight	L	W	H	Hole Detail	Hole Centre Distance	Replaces Genuine Part:
Zinc	CDZ9-181	500g	196	40	14	2 x 7 Ø & 2 x 11 Ø	178 & 160	3C7-60218-2
  		Description: Transom bar anode						

TWIN DISC

Alloy	Part Number	Weight	Height	Ø	Through Hole	Mounting Hole Recess	Replaces Genuine Part:
Zinc	CDZ9-207 NEW	220g	35	50	6.6 Ø	6.6 Ø x 8.3 deep	TN 02481
  		Description: Bow Thruster BP220 series					
Zinc	CDZ9-208 NEW	640g	55	68	6 Ø	56 Ø & 36 Ø x 30 deep	TN 03501
  		Description: Bow Thruster BP 300& 400 series					

VETUS

Alloy	Part Number	Weight	Height	Ø	Through Hole	Mounting Hole Recess	Replaces Genuine Part:	
Zinc	CDZ9-100	380g	40	50	6 Ø	10 Ø x 10 & 24 hex	BP 1210	
  		Description: Bow thruster anode to suit model: 220Kgf, 285Kgf, 300Kgf						
Zinc	CDZ9-098	400g	40	60	6 Ø	10 Ø x 10 & 24 hex	BP 195E	
  		Description: Bow thruster anode To suit models: 130Kgf, 160Kgf						
Alloy	Part Number	Weight	Height	Outside Ø	Inside Ø	Hole Detail	Hole Centre Dist	Replaces Genuine Part:
Zinc	CDZ9-095	40g	10	38	18	2 x 4.5 Ø	29	BP 1221
  		Description: Bow thruster anode To suit model: 25Kgf						

VETUS (continued)

Alloy	Part Number	Weight	Height	Outside Ø	Inside Ø	Hole Detail	Hole Centre Dist	Replaces Genuine Part:
Zinc	CDZ9-096	140g	16	50	15	2 x 5.5 Ø	37	BP 1126
								Description: Bow thruster anode To suit models: 35Kgf, 55Kgf
Zinc	CDZ9-097	140g	16	55	15	2 x 5.5 Ø	40	BP 1185
								Description: Bow thruster anode To suit models: 75, 80, 90, 95Kgf
Zinc	CDZ9-099	60g		Length	Width	Height	Hole Detail	Replaces Genuine Part:
Zinc	CDZ9-099	60g		40	20	24	6 Ø	BP 129
								Description: Bow thruster anode To suit models: 23A, 50, 80Kgf

VOLVO PENTA

Alloy	Part Number	Weight	Height	Outside Ø	Inside Ø	Hole Detail	Hole Centre Dist	Replaces Genuine Part:
Zinc	CDZ9-013	470g	27	96	40	2 x 7 Ø	72	851983, 876286-6
								Description: Penta outdrive ring anode To suit model: 120S & 120SD
Zinc	CDZ9-030	910g	43	106	54	4 x 8 Ø	65	875812
								Description: Sail drive anode To suit model: 110S
Zinc	CDZ9-175	1.44kg	40	108			44	3888305 & 3586963
								Description: Split ring anode To suit model: Saildrive 130/150 series
Zinc	CDZ9-015	590g	35	112	85	2 9 Ø	90	875821-1
Alum	CDA9-015	220g	35	112	85	2 9 Ø	90	875821-1
								Description: Penta DP outdrive ring anode
Zinc	CDZ9-123	200g	10	106	58	2 x 10 Ø	80	875809
								Description: Penta outdrive ring anode To suit model: AQ 200 series sail drive

VOLVO PENTA (continued)


Alloy	Part Number	Weight	Height	Outside Ø	Inside Ø	Hole Detail	Hole Centre Dist	Replaces Genuine Part:
Zinc	CDZ9-031	260g	10	116	58	2 x 10 Ø	80	V17/875 805-4
								Description: Outdrive anode To suit model: 250 - 270
Alloy	Part Number	Weight	Height	Outside Ø	Inside Ø	Hole Detail	Hole Centre Dist	Replaces Genuine Part:
Zinc	CDZ9-012	700g	35	120	61	2 x 9 Ø	80	839388, 875815-3
Alum	CDA9-012	260g	35	120	61	2 x 9 Ø	80	839388, 875815-3
								Description: Penta outdrive ring anode To suit models: 280 - 290 SP
Alloy	Part Number	Weight	Height	Outside Ø	Inside Ø	Hole Detail	Replaces Genuine Part:	
Zinc	CDZ9-093	310g	12	120	96	3 x 5 Ø	3858399	
								Description: 3 bladed folding propeller anode To suit models: 120 series (late models). Sold as a 3 piece kit
Alloy	Part Number	Weight	Length	Width	Height	Hole Detail	Hole Centre Dist.	Replaces Genuine Part:
Zinc	CDZ9-112	1.05kg	145	105	26	2 x 1/4" UNC	112	3855411
								Description: Penta cover plate anode To suit model: SX overdrive
Alloy	Part Number	Weight	Length	Width	Height	Hole Detail	Hole Centre Distance	Replaces Genuine Part:
Zinc	CDZ9-109	370g	50	40	34	2 x 6.3 Ø	28	873395
								Description: Penta cube anode to suit models: DPX S, DPX S1, DPX R, DPX A
Alloy	Part Number	Weight	Length	Width	Height	Hole Detail	Hole Centre Distance	Replaces Genuine Part:
Alum	CDA9-204 NEW	190g	120	35	24	2 x 8 Ø	85	3588745
								Description: DPH/DPR Transom Shield anode
Alloy	Part Number	Weight	Length	Width	Height	Hole Detail	Hole Centre Distance	Replaces Genuine Part:
Alum	CDA9-205 NEW	320g	130	76	36	2 x 16 Ø	35	3863206
								Description: DPH Cavitation Plate anode
Alloy	Part Number	Weight	Length	Width	Height	Hole Detail	Hole Centre Distance	Replaces Genuine Part:
Zinc	CDZ9-111	650g	130	45	26	2 x 8 Ø	86	872139
								Description: Penta bar anode To suit duo prop models: DPX S, DPX S1, DPX R, DPX A

VOLVO PENTA (continued)

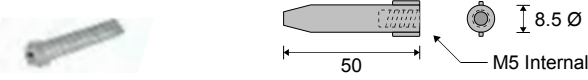
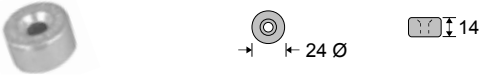
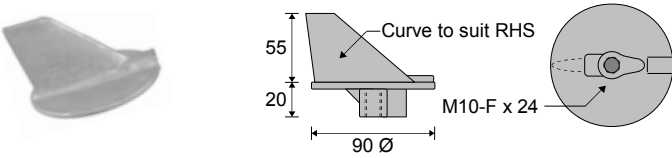
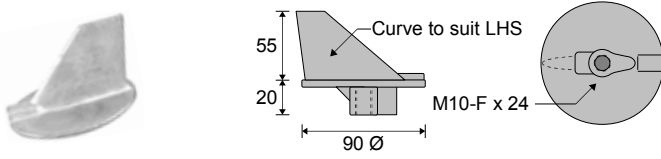
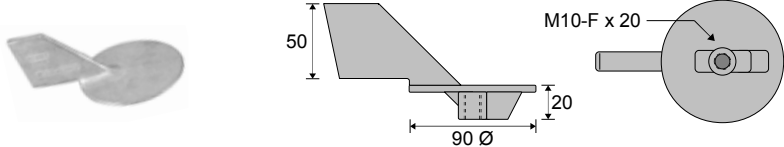
Alloy	Part Number	Weight	Length	Width	Height	Hole Detail	Hole Centre Dist	Replaces Genuine Part:
Zinc	CDZ9-014	780g	134	45	25	2 x 8 Ø	86	852835
Alum	CDA9-014	290g	134	45	25	2 x 8 Ø	86	852835
								Description: Penta outdrive bar anode To suit model: 290
Zinc	CDZ9-016	890g	186	42	22	2 x 8 Ø	147	832598
Alum	CDA9-016	330g	186	42	22	2 x 8 Ø	147	832598
								Description: Penta outdrive bar anode To suit models: 200 - 280
Zinc	CDZ9-076	110g	65	38	13	6 Ø		872793
								Description: Stern drive anode
Zinc	CDZ9-110	210g	58	60	14	2 x 7 Ø	28	876638
								Description: Penta plate anode To suit duo prop models: DPX S, DPX S1, DPX R, DPX A
Zinc	CDZ9-113	1.10kg	90	80	48	2 x 8 Ø	50	3854130
								Description: Penta gimbal transom plate anode To suit model: SX outdrive
Alloy	Part Number	Weight	Ø	Thread	O/L	Exposed Length	Replaces Genuine Part:	
Zinc	CDZ9-011	40g	16	Male 7/16" UNC & Female M8-C	42	30	Volvo Penta 838929	
Zinc	CDZ9-039	140g	27	Zn plated steel 3/8" UNC	55	43	Volvo Penta 823661-4	
Zinc	CDZ9-077	120g	64	16	16	2 x 6 Ø	852018	
								Description: 2 bladed folding propeller anode Sold as a pair. To suit AQ110S, 120S, 120SB & 120C

VOLVO PENTA (continued)


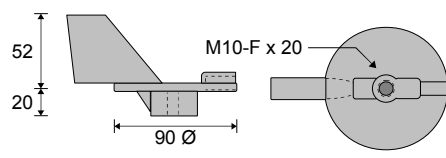

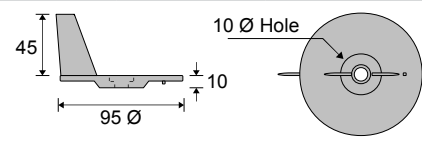

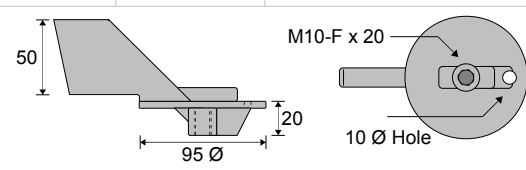

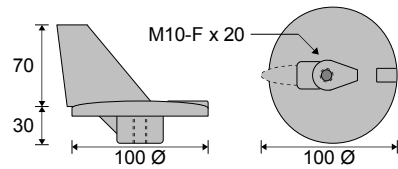

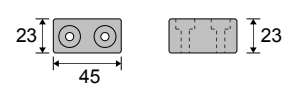

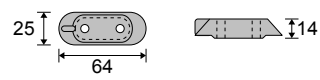

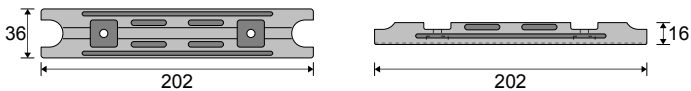

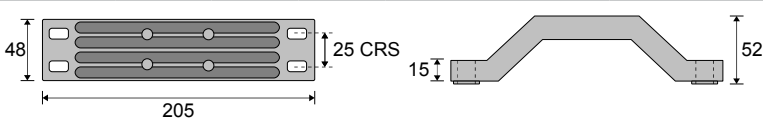
VOLVO PENTA ANODE KITS

To Suit	Part Number	Includes:	Notes:
Volvo Penta 290 NEW 	CDAK9-600 Aluminium	1 x CDA9-012 1 x CDA9-014	Kit Weight: 0.6kg
	CDZK9-601 Zinc	1 x CDZ9-012 1 x CDZ9-014	Kit Weight: 1.5kg
Volvo Penta 290 Duo Prop NEW 	CDAK9-602 Aluminium	1 x CDA9-014 1 x CDA9-015	Kit Weight: 0.6kg
	CDZK9-603 Zinc	1 x CDZ9-014 1 x CDZ9-015	Kit Weight: 1.4kg
Volvo Penta 280 NEW 	CDAK9-604 Aluminium	1 x CDA9-012 1 x CDA9-016	Kit Weight: 0.6kg
	CDZK9-605 Zinc	1 x CDZ9-012 1 x CDZ9-016	Kit Weight: 1.6kg
Volvo Penta 280 Duo Prop NEW 	CDAK9-606 Aluminium	1 x CDA9-015 1 x CDA9-016	Kit Weight: 0.6kg
	CDZK9-607 Zinc	1 x CDZ9-015 1 x CDZ9-016	Kit Weight: 1.5kg
Volvo Penta DPH NEW 	CDAK9-608 Aluminium	1 x CDA9-204 1 x CDA9-205	Kit Weight: 0.5kg

YAMAHA

Alloy	Part Number	Weight	Length	Ø	Hole Detail	Replaces Genuine Part:
Zinc	CDZ9-197 NEW	14g	50	13	M5	62Y-11325-00
						Description: Outboard internal anode for crankcase. 20 to 250 HP
Alloy	Part Number	Weight	Height	Ø	Hole Detail	Replaces Genuine Part:
Zinc	CDZ9-046	40g	14	24	7 Ø	688-45251-01
						Description: Outboard block anode
Alloy	Part Number	Weight	Height	Ø	Hole Detail	Replaces Genuine Part:
Zinc	CDZ9-041	430g	75	90	M10-F x 24	6E5-45371-01
						Description: Trim tab RH gearbox rotation anode. To suit 150-200 HP outboards.
Alloy	Part Number	Weight	Height	Ø	Hole Detail	Replaces Genuine Part:
Zinc	CDZ9-040	410g	75	90	M10-F x 24	6K1-45371-00
						Description: Trim tab LH gearbox rotation anode. To suit 150-200 HP outboards.
Alloy	Part Number	Weight	Height	Ø	Hole Detail	Replaces Genuine Part:
Zinc	CDZ9-042	460g	70	90	M10-F x 20	688-45371-02
						Description: Outboard trim tab anode

YAMAHA (continued)

Alloy	Part Number	Weight	Height	Ø	Hole Detail	Replaces Genuine Part:		
Zinc	CDZ9-187	410g	72	90	M10-F x 20	67F-45371-00		
				Description: Outboard trim tab anode				
Alloy	Part Number	Weight	Height	Ø	Hole Detail	Replaces Genuine Part:		
Zinc	CDZ9-044	220g	55	95	10 Ø	664-45371-01		
				Description: Outboard trim tab anode				
Alloy	Part Number	Weight	Height	Ø	Hole Detail	Replaces Genuine Part:		
Zinc	CDZ9-043	490g	70	95	M10-F x 20	6J9-45371-00		
				Description: Trim tab anode to suit 150-200 HP outboards				
Alloy	Part Number	Weight	Height	Ø	Hole Detail	Replaces Genuine Part:		
Zinc	CDZ9-185	680g	100	100	M10-F x 20	61A-45371-00		
				Description: Trim tab anode to suit 200-250 HP outboards				
Alloy	Part Number	Weight	Length	Width	Height	Hole Detail	Hole Centre Distance	Replaces Genuine Part:
Zinc	CDZ9-045	130g	45	23	23	2 x 6.5 Ø	23	6E5-45251-00
				Description: Outboard block anode				
Alloy	Part Number	Weight	Length	Width	Height	Hole Detail	Hole Centre Distance	Replaces Genuine Part:
Zinc	CDZ9-177	92g	64	25	14	2 x 5.5dia	26	6EO-45251-11
				Description: Transom anode				
Alloy	Part Number	Weight	Length	Width	Height	Hole Detail	Hole Centre Distance	Replaces Genuine Pt:
Zinc	CDZ9-048	890g	202	36	16	2 x 7 Ø	100	6H1-45251-02
Alum	CDA9-048	340g	202	36	16	2 x 7 Ø	100	
				Description: Bar anode				
Alloy	Part Number	Weight	Length	Width	Height	Hole Detail	Hole Centre Distance	Replaces Genuine Pt:
Zinc	CDZ9-047	890g	205	48	52	4 x 7 Ø x 11 slotted	180 & 25	6G5-45251-01
Alum	CDA9-047	340g	205	48	52	4 x 7 Ø x 11 slotted	180 & 25	
				Description: Bracket anode to suit 150, 200, 250 & 300 HP outboards				

YANMAR

Alloy	Part Number	Weight	Height	Outside Ø	Inside Ø	Hole Detail	Hole Centre Dist	Replaces Genuine Part:
Zinc	CDZ9-176 (Split type)	750g	25	108	66	2 x 7 Ø	122	196440-02660
								Description: Split ring anode to suit sail drive SD 20/31/40/50
Alloy	Part Number	Weight	Height	Outside Ø	Inside Ø	Hole Detail	Hole Centre Dist	Replaces Genuine Part:
Zinc	CDZ9-080	850g	25	108	66	4 x 6 Ø	85	19642002652Z
								Description: Ring anode to suit sail drive SD 20/31/40/50
Alloy	Part Number	Weight	Ø	Thread	Overall Length	Exposed Length	Replaces Genuine Part:	
Zinc	CDZ9-071	30g	13	3/8" UNC	40	30	Yanmar 119574-44150-01 This part number is for the anode only. With the plug the part number is CDZ9-125	
Alloy	Part Number	Weight	Ø	Thread	Overall Length	Exposed Length	Replaces Genuine Part:	
Zinc	CDZ9-004	70g	16	7/16" UNC	63	50	Yanmar 119574-18790 This part number is for the anode only. With the plug the part number is CDZ9-036	
Alloy	Part Number	Weight	Ø	Thread	Overall Length	Exposed Length	Replaces Genuine Part:	
Zinc	CDZ9-007	50g	20	Zn plated steel M8-C	33	22	Yanmar 27210-200200 To suit engine: 1GM/1GM10	
Alloy	Part Number	W	Ø	Thread	O/L	Exposed Length	Replaces Genuine Part:	
Zinc	CDZ9-001	70g	20	Zn plated steel M8-C	41	30	Yanmar 27210-200300 engine 2GM, 2GM20, 20GM20-YEU, 3GM/3GMD, 3GM30, 3GM30-YEU, 3HM, 3HM35, 2QM, 12PS, 3QM, 18PS, 2QM15, 15PS, 2QM20, 20PS, 3QM30, 30PS, YSM7-10PS, YSB8, 8PS, YSB12, 12PS	
Alloy	Part Number	Weight	Ø	Thread	O/L	Exposed Length	Replaces Genuine Part:	
Zinc	CDZ9-144	80g	20	Zn plated steel M8-C	50	37	Yanmar 27210-200370 engine 6CXM-GTE2	
Alloy	Part Number	Weight	Ø	Thread	O/L	Exposed Length	Replaces Genuine Part:	
Zinc	CDZ9-161	135g	20	Zn plated steel M8-C	65	55	Yanmar 27210-200550 engine SD20, SD30, SD31	
Alloy	Part Number	Weight	Ø	Thread	Overall Length	Exposed Length	Replaces Genuine Part:	
Zinc	CDZ9-156	200g	30	Zn plated steel M8-C	60	40	Yanmar 27200-300400 To suit models: PMX6, PMX8, 2S	

YANMAR (continued)

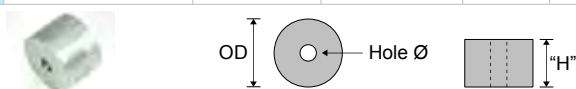
Alloy	Part Number	Weight	Ø	Thread	Overall Length	Exposed Length	Replaces Genuine Part:		
Zinc	CDZ9-084 Same as CDZ6C-40B Type1	350g	40	M10-C S/S	65	40	Yanmar 27200-400400 engine type PMX6, PMX8, 2S		

Alloy	Part Number	Weight	External Plug Thread	Overall Length	Exposed Length	Anode Only	Anode to Plug Thread	Plug Head Size & Type	Plug Part No.
Zinc	CDZ9-125	60g	3/8" NPT	50	30	CDZ9-071	3/8" UNC	17mm hex	BP06

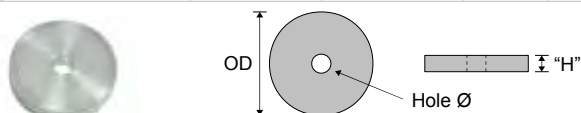
Alloy	Part Number	Weight	External Plug Thread	Overall Length	Exposed Length	Anode Only	Anode to Plug Thread	Plug Head Size & Type	Plug Part No.
Zinc	CDZ9-036	130g	1/2" BSPT	76	51	CDZ9-004	7/16" UNC	22mm hex	BP03

MISCELLANEOUS ENGINE ANODES

Alloy	Part Number	Weight	Height "H"	OD	Hole Detail	Description
Zinc	CDZ9-152	70g	20	25	6 Ø	Cylinder (bush) anode
Zinc	CDZ9-151	450g	35	50	13 Ø	Cylinder (bush) anode Lube oil cooler
Zinc	CDZ9-145	650g	50	50	10 Ø	Cylinder (bush) anode Lube oil cooler



Alloy	Part Number	Weight	Height "H"	OD	Hole Details	Description:
Zinc	CDZ9-133	300g	9.5	76	13 Ø	Disc anode
Zinc	CDZ9-131	380g	12	76	14 Ø	Disc anode
Zinc	CDZ9-132	1.15kg	20	102	12 Ø	Disc anode



ZINC RIBBON ANODES



Applications: Cathodic protection of storage tanks and pipelines. Also used for AC mitigation.

This zinc ribbon is designed for easy installation and handling. It is pliable and will not fracture when rolling out.

Technical Specifications
 Alloy composition: ASTM B418-06 Type II
 Electrochemical potential: -1.1V
 (v Copper Copper sulphate reference electrode)
 Electrochemical capacity: 780 Amp hrs/kg

Alloy	CDZR1	CDZR2	CDZR3	CDZR4
Zinc				
Weight:	3.57kg/m	1.78kg/m	0.89kg/m	0.37kg/m
Coil length (m):	60m	120m	150m	300m
Coil dimensions (mm):	800 OD x 500	800 OD x 500	900 OD x 300	900 OD x 300

BACKFILL



AS2239 B1 is a 50/50 mixture of gypsum and bentonite. It provides low electrical resistance around anodes and earthing rods. It has high water retention capabilities which allows it to offer reduced resistivity over extended periods. It is available in 20kg bags or 1 tonne bulk pallets.

TYPICAL PROPERTIES:

- Appearance: Greyish particulate mixture
- Moisture holding capacity: Greater than 14% (at soil suction pressure of 0.390 MPa)
- Linear shrinkage: Less than 15%
- Liquid limit: 90%
- Plastic index: 70%
- Resistivity: Less than 370 ohm cm
- Cation exchange capacity: 35 meq/100g
- pH: 8.1

MSDS and Data Sheet available on request.

ZINC ANODES FOR ELECTROPLATING INDUSTRY

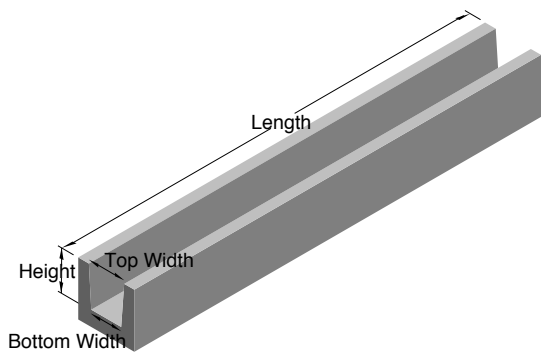
Zinc Slugs			Unit weight: 520g (typical)	Cast from Special High Grade (SHG) Zinc (99.995%) Packaging: <ul style="list-style-type: none"> • 25kg bags • 1,000kg pallets (40 bags)
Zinc Balls			Unit weight: 480g (typical)	


INDUSTRIAL AND OFFSHORE ANODES

Aluminium and Zinc anodes for tanks, wharves, pylons, platforms and other large infrastructure require custom made anodes. This section summarises our mould range which can be used to cast to any length and height within the moulds.

Let us know the alloy, anode weight, dimensions and insert configuration and we can provide a technical drawing.

MOULD RANGE

	Mould Number	Length	Top Width	Bottom Width	Height	Max Weight: Aluminium	Max Weight: ZInc
	1500-A07-033	1500	40	33	37	5kg	13kg
	1500-A06-052	1500	55	52	52	11kg	29kg
	1500-A05-060	1500	74	60	78	20kg	54kg
	1500-A04-067	1500	82	67	81	24kg	62kg
	1500-A16-078	1500	92	78	87	29kg	77kg
	1000-A18-100	1000	100	100	50	28kg	72kg
	2450-A03-105	2450	114	105	134	95kg	252kg
	3000-A17-100	3000	120	100	150	141kg	356kg
	2470-A02-154	2470	168	154	180	191kg	504kg
	1500-A01-180	1500	200	180	210	161kg	424kg
	2970-A14-207	2970	296	207	276	507kg	1,385kg
	2970-A15-246	2970	355	246	325	733kg	1,971kg



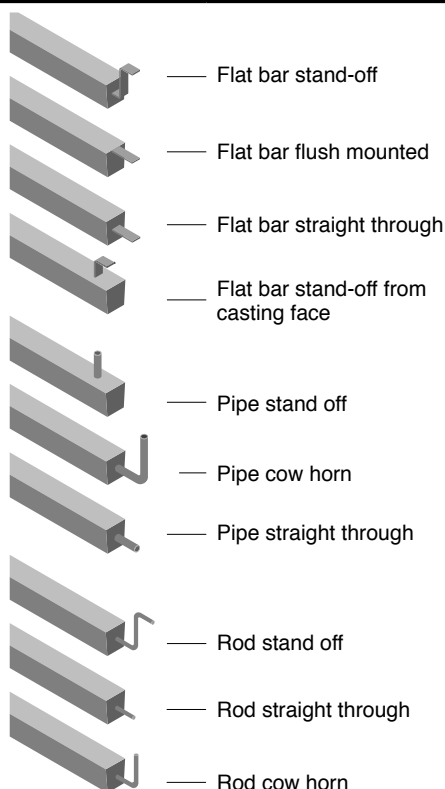
INSERTS, CLAMPS & MOUNTING BRACKETS

Choose the most suitable insert type for your application.


This diagram illustrates some of the most common insert types.

If you require a different configuration for your project, we can fabricate to your requirements.

We specialise in providing steel anode inserts, clamps and mounting brackets designed for unique applications. Our experienced staff can assist with designing a system that is cost effective and easy to install.



RUST SEEKER™



ASSESS YOUR VESSEL IN A FEW EASY STEPS

- Detect corrosion
- Identify stray current
- Establish the life span of your anodes and coating

Rust Seeker™ is a Silver/Silver Chloride reference electrode which measures whether your vessel is adequately protected against corrosion. Use Rust Seeker™ and most standard multimeters to take readings, then simply compare your results against the assessment table in the accompanying booklet to check if your vessel is adequately protected against corrosion.

Identify Stray Current

Whether your vessel is made of aluminium, fibreglass, steel or timber, Rust Seeker™ can be used to identify the source of stray electrical current on board your vessel.

The four most common sources of stray current are:

- Ship onboard power
- Marina mains power or marina cathodic protection system
- Neighbouring moored vessels
- Submarine power cables

Sub surface metallic components such as propellers, shafts and shaft struts, rudder blades and skin fittings can all suffer from corrosion as a result of stray current. Use Rust Seeker to help identify the source of the problem.

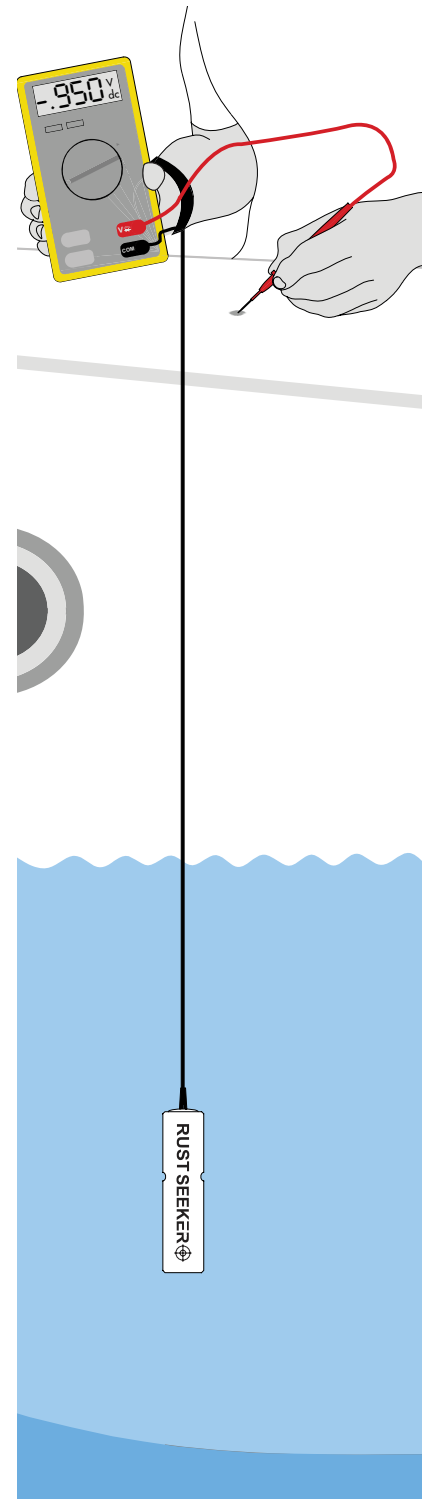
Assessment Tables

To test a steel hull in seawater, compare your readings to this table.

For other hull types refer to rustseeker.com

-650mV or more positive	Freely corroding. Your vessel is under protected and requires URGENT attention.
-650mV to -800mV	Some corrosion. Your vessel is under protected and requires attention.
-800mV to -1100mV	Your vessel is adequately protected.
-1100mV or more negative	Your vessel may be over protected which may cause delamination of your coating or other damage.

NOTE: These figures are advisory only. The results may vary due to differences in vessel design, construction and environmental conditions.



For more information visit rustseeker.com

INDEX BY ANODE PART NUMBER

CODE	PAGE	CODE	PAGE	CODE	PAGE	CODE	PAGE
Backfill	60	CDA8-18H Sunseeker	14	CDAR-A5-17-1190-A	24	CDZ2-63-1	12
Barra	20	CDA8-18S	10	CDAR-A5-17-1190-F4	24	CDZ2-63-1.50H	13
Blackwatch	12	CDA8-126-1.50H Type 2	15	CDAR-A5-17-1510-A	24	CDZ2-63-1.60S	8
BP01	37	CDA-8S Type 1	11	CDAR-A5-17-1510-F5	24	CDZ2-63-1ALS	8
BP02	37	CDA9-012	54	CDAR-A5-17-1686-A	24	CDZ2-63-1H	12
BP03	37	CDA9-014	55	CDAR-A5-17-1686-F5	24	CDZ2-63-1S	8
BP04	37	CDA9-015	53	CDA Type A	13,27	CDZ2-63-75H	13
BP05	37	CDA9-016	55	CDA Type B	13,27	CDZ2-64-75	12
BP06	37	CDA9-021	45,47	CDA Type C	13,27	CDZ2-72-1.0H	18
BP07	37	CDA9-022	48	CDM-1.0S	8	CDZ2-73-125S	8
BP08	37	CDA9-023	46	CDM-1.2S	9	CDZ2-83-1.0H	13
BP09	37	CDA9-024	47	CDM1-126-500H	14	CDZ2-84-1.25H	13
BP10	37	CDA9-025	47	CDM-3.5S	10	CDZ2-84-1.37H	13
BP11	37	CDA9-025B	47	CDM6C-115H	26	CDZ2-84-75H	13
BP12	37	CDA9-026	48	CDM6C-126H	26	CDZ2-92-1.0H	18
BP13	37	CDA9-047	57	CDM-7.0S	11	CDZ2-215-375H Type 1	18
BP14	37	CDA9-048	57	CDM-11.0S	11	CDZ2-215-375H Type 2	18
BP50	37	CDA9-052	48	CDMR-M1-21-0230-A	24	CDZ2-415-1	12
BP51	37	CDA9-052B	48	CDMR-M1-21-1000-75P	24	CDZ2-415-1S	8
CDA-00	27	CDA9-053	46,49	CDMR-M1-21-1000-A	24	CDZ2-515-1	13
CDA-0	27	CDA9-054	46	CDMR-M1-21-1190-A	24	CDZ2-515-1S	8
CDA-000	27	CDA9-057	38	CDMR-M1-21-1510-A	24	CDZ2-1611	13
CDA-1.5	12	CDA9-058	48	CDMR-M1-21-3000-B	24	CDZ3-3.5	17
CDA-1.5H	12	CDA9-059	48	CDMR-M1-33-3000-B	24	CDZ3-3.5H	17
CDA-1.5S Type 1	8	CDA9-060	47	CDMR-M2-21-0240-A NPT	25	CDZ3-5	17
CDA-1.55S Type 1	8	CDA9-065	48	CDMR-M2-21-0240-A	24	CDZ3-5H	17
CDA1-66-1H Type 2	13	CDA9-066	46	CDMR-M2-21-0280-A	24	CDZ3-7 1.7kg	17
CDA1-66-500H	13	CDA9-119	38	CDMR-M2-21-0610-A	24	CDZ3-7 2.1kg	17
CDA1-126-500H	14	CDA9-202	49	CDMR-M2-21-0810-A	24	CDZ3-8 Type 1, 2.5kg	17
CDA-1H	12	CDA9-203	48	CDMR-M2-21-0810-F2	24	CDZ3-8 Type 1, 3.0kg	17
CDA-1S Type 2	8	CDA9-204	54	CDMR-M2-21-0810-F3	24	CDZ3-16S	10
CDA-2.5H Type 1	15	CDA9-205	54	CDMR-M2-21-1190-A	24	CDZ3-345C	14
CDA-2.7S	9	CDA9-206	45	CDMR-M2-21-1190-F4	24	CDZ3-345S	10
CDA-2S	9	CDA-9S Type 3	11	CDMR-M2-21-1510-A	24	CDZ4-20DM	23
CDA3-16S	10	CDA-10S Type 1	11	CDMR-M2-21-1510-F5	24	CDZ4-20M	23
CDA3-345C	14	CDA-11S Type 1	11	CDMR-M2-21-1686-A	24	CDZ4-25DM	23
CDA3-345S	10	CDA-12S	11	CDMR-M2-21-1686-F5	24	CDZ4-25DM Beneteau	23
CDA-3H Type 1	15	CDA-13S Type 2	11	CDMR-M2-21-2082-A	24	CDZ4-25M	23
CDA-3H Type 2	15	CDA-15S Type 1	11	CDMR-M2-21-2082-SA	24	CDZ4-30DM	23
CDA-3S Type 1	9	CDA-20S Type 2	11	CDMR-M2-21-3000-B	24	CDZ4-30DM Beneteau	23
CDA4-75T	22	CDAK9-500	49	CDZ1-66-1	12	CDZ4-30M	23
CDA4-87T	22	CDAK9-503	49	CDZ1-66-1H Type 1	12	CDZ4-35DM	23
CDA4-100T	22	CDAK9-505	49	CDZ1-66-1H Type 2	13	CDZ4-35DM Beneteau	23
CDA4-112T	22	CDAK9-507	49	CDZ1-66-1S	8	CDZ4-35M	23
CDA4-125T	22	CDAK9-508	50	CDZ1-66-500H	13	CDZ4-40DM	23
CDA4-137T	22	CDAK9-509	50	CDZ1-103-125S	8	CDZ4-40M	23
CDA4-150T	22	CDAK9-600	56	CDZ1-126-500H	14	CDZ4-45DM	23
CDA4-175T	22	CDAK9-602	56	CDZ1-126-875H	14	CDZ4-45DM Beneteau	23
CDA4-200T	23	CDAK9-604	56	CDZ2-42-375H Type 1	18	CDZ4-50DM	23
CDA-5S Type 1	10	CDAK9-606	56	CDZ2-43-1	12	CDZ4-50M	23
CDA-6S Type 2	10	CDAK9-608	56	CDZ2-43-1S	8	CDZ4-75	22
CDA-7H	16	CDAPN-BRAVO III	19,49	CDZ2-52-15S	9	CDZ4-75D	22
CDA8-10H Type 2	15	CDAR-A5-17-0810-A	24	CDZ2-52-813H Type 1	18	CDZ4-75T	22
CDA8-10H Type 3	15	CDAR-A5-17-0810-F3	24	CDZ2-52-813H Type 2	18	CDZ4-87	22

CODE	PAGE	CODE	PAGE	CODE	PAGE	CODE	PAGE
CDZ4-87D	22	CDZ4-650	23	CDZ7-1611	27	CDZ9-016	55
CDZ4-87T	22	CDZ4-660	23	CDZ7-91515	27	CDZ9-017	38
CDZ4-100	22	CDZ5-1.00-12E	25	CDZ8-10H Type 1	15	CDZ9-018	38
CDZ4-100D	22	CDZ5-1.00-16E	25	CDZ8-10H Type 2	15	CDZ9-019	38
CDZ4-100T	22	CDZ5-1.00-40E	25	CDZ8-10H Type 3	15	CDZ9-020	47
CDZ4-112	22	CDZ5-1.00-63E	25	CDZ8-10S Type 1	9	CDZ9-021	45,47
CDZ4-112D	22	CDZ5-1.187-12C	25	CDZ8-10S Type 2	9	CDZ9-022	48
CDZ4-112T	22	CDZ5-1.250-12C	25	CDZ8-12-2.5-1.25H	15	CDZ9-023	46
CDZ4-125	22	CDZ5-1.375-12C	25	CDZ8-12-125S	9	CDZ9-024	47
CDZ4-125D	22	CDZ5-1.500-12C	25	CDZ8-12-150S	9	CDZ9-025	47
CDZ4-125T	22	CDZ5-2.000-12C	25	CDZ8-12-175S	9	CDZ9-025B	47
CDZ4-137D	22	CDZ5-2.350-12C	25	CDZ8-12-200S	9	CDZ9-026	48
CDZ4-137	22	CDZ5-3.000-12C	25	CDZ8-14-200S	10	CDZ9-027	38
CDZ4-137T	22	CDZ5-4.000-12C	25	CDZ8-16-1.25S	10	CDZ9-028	33,41
CDZ4-150	22	CDZ5-375-12E	25	CDZ8-18H Sunseeker	14	CDZ9-029	30
CDZ4-150D	22	CDZ5-375-16E	25	CDZ8-18S	10	CDZ9-030	53
CDZ4-150T	22	CDZ5-375-40E	25	CDZ8-20-175S	11	CDZ9-031	54
CDZ4-175	22	CDZ5-375-63E	25	CDZ8-20-200S	11	CDZ9-032	35
CDZ4-175D	22	CDZ5-500-12E	25	CDZ8-20-250S	11	CDZ9-033	28
CDZ4-175T	22	CDZ5-500-16E	25	CDZ8-22-200S	11	CDZ9-034	35
CDZ4-200	23	CDZ5-500-40E	25	CDZ8-22-250S	11	CDZ9-035	29
CDZ4-200D	23	CDZ5-500-63E	25	CDZ8-24-200S	11	CDZ9-036	36,42,59
CDZ4-200T	23	CDZ5-625-12E	25	CDZ8-24-250S	11	CDZ9-037	36
CDZ4-200T HD	23	CDZ5-625-16E	25	CDZ8-40S	11	CDZ9-038	31,43
CDZ4-225D	23	CDZ5-625-40E	25	CDZ8-60S 14kg	11	CDZ9-039	34,55
CDZ4-225LD	23	CDZ5-625-63E	25	CDZ8-60S 27kg	11	CDZ9-040	56
CDZ4-225T	23	CDZ5-750-12E	25	CDZ8-60S 45kg	11	CDZ9-041	56
CDZ4-250D	23	CDZ5-750-16E	25	CDZ8-123-150H	15	CDZ9-042	56
CDZ4-250LD	23	CDZ5-750-40E	25	CDZ8-123-150S	9	CDZ9-043	57
CDZ4-250T	23	CDZ5-750-63E	25	CDZ8-123-200H	15	CDZ9-044	45,57
CDZ4-275	23	CDZ5-875-12E	25	CDZ8-123-200S	9	CDZ9-045	57
CDZ4-275D	23	CDZ5-875-16E	25	CDZ8-124-2.0H	15	CDZ9-046	56
CDZ4-275LD	23	CDZ5-875-40E	25	CDZ8-124-125S	10	CDZ9-047	57
CDZ4-300	23	CDZ5-875-63E	25	CDZ8-124-200S	10	CDZ9-048	57
CDZ4-300D	23	CDZ6-50	18	CDZ8-126-1.25H	15	CDZ9-049	52
CDZ4-300LD	23	CDZ6-70	18	CDZ8-126-1.25H ZP	16	CDZ9-050	52
CDZ4-325	23	CDZ6-90	18	CDZ8-126-1.25S ZP	9	CDZ9-051	52
CDZ4-325LD	23	CDZ6-130	18	CDZ8-126-1.37H	15	CDZ9-052	48
CDZ4-350	23	CDZ6-130 H/D	18	CDZ8-126-1.50H Type 2	15	CDZ9-052B	48
CDZ4-350D	23	CDZ6C-40B Type 1	26	CDZ8-126-200H Type 1	15	CDZ9-053	46,49
CDZ4-350LD	23	CDZ6C-40B Type 2	26	CDZ8-QS1H Quicksilver	16	CDZ9-054	46
CDZ4-375	23	CDZ6C-50B Type 1	26	CDZ9-001	32,58	CDZ9-055	39
CDZ4-375LD	23	CDZ6C-50B Type 2	26	CDZ9-002	28,40	CDZ9-056	39
CDZ4-400	23	CDZ6C-50B Type 3	26	CDZ9-003	28,40	CDZ9-057	38
CDZ4-400D	23	CDZ6C-75H	26	CDZ9-004	31,42,43,58	CDZ9-058	48
CDZ4-400LD	23	CDZ6C-75 LB	26	CDZ9-005	30,41	CDZ9-059	48
CDZ4-425	23	CDZ6C-75 Plain	26	CDZ9-006	32,43	CDZ9-060	47
CDZ4-450	23	CDZ6C-75 SB	26	CDZ9-007	32,58	CDZ9-061	39
CDZ4-450D	23	CDZ6C-126H Azimut	12	CDZ9-008	38	CDZ9-062	31,51
CDZ4-450LD	23	CDZ6C-194H Bay Series	12	CDZ9-009	32,43	CDZ9-063	34
CDZ4-500	23	CDZ7-211	27	CDZ9-010	28,43	CDZ9-064	32,43
CDZ4-500D	23	CDZ7-350-19H	13,27	CDZ9-011	30,55	CDZ9-065	48
CDZ4-500LD	23	CDZ7-350-32H	13,27	CDZ9-012	54	CDZ9-066	46
CDZ4-550	23	CDZ7-350-38H	13,27	CDZ9-013	53	CDZ9-067	30,41
CDZ4-600	23	CDZ7-411	27	CDZ9-014	55	CDZ9-068	36
CDZ4-600D	23	CDZ7-811	27	CDZ9-015	53	CDZ9-069	33

CODE	PAGE	CODE	PAGE	CODE	PAGE	CODE	PAGE
CDZ9-070	28,40	CDZ9-126	43	CDZ9-182	46	CDZPN-270/100 HZC	19
CDZ9-071	29,40,50,58	CDZ9-127	45	CDZ9-183	45	CDZPN-A	19
CDZ9-072	29,41,42	CDZ9-128	33	CDZ9-184	46	CDZPN-AA	19
CDZ9-073	30,41	CDZ9-129	29,51	CDZ9-185	57	CDZPN-AAA	19
CDZ9-074	34,41	CDZ9-130	30	CDZ9-186	47	CDZPN-B	19
CDZ9-075	34	CDZ9-131	59	CDZ9-187	57	CDZPN-BB	19
CDZ9-076	55	CDZ9-132	59	CDZ9-188	28	CDZPN-BBB	19
CDZ9-077	55	CDZ9-133	59	CDZ9-189	32,50	CDZPN-C	19
CDZ9-078	35,41	CDZ9-134	33	CDZ9-190	30	CDZPN-CC	19
CDZ9-079	39	CDZ9-135	32	CDZ9-191	29	CDZPN-CC	19
CDZ9-080	58	CDZ9-136	29	CDZ9-193	39	CDZPN-CCC	19
CDZ9-081	35,42	CDZ9-137	33	CDZ9-194	39	CDZPN-C-UNF	19
CDZ9-082	35,41	CDZ9-138	33	CDZ9-195	39	CDZPN-D	19
CDZ9-083	31,49	CDZ9-139	31	CDZ9-196	39	CDZPN-DD	19
CDZ9-084	34,59	CDZ9-140	33	CDZ9-197	56	CDZPN-DDD	19
CDZ9-085	45	CDZ9-141	31	CDZ9-198	28	CDZPN-E	19
CDZ9-086	45	CDZ9-142	31	CDZ9-199	36,46	CDZPN-EE	19
CDZ9-087	45	CDZ9-143	29	CDZ9-200	39	CDZPN-EEE	19
CDZ9-088	45	CDZ9-144	32,58	CDZ9-201	36,51	CDZPN-F	19
CDZ9-089	44	CDZ9-145	59	CDZ9-206	45	CDZPN-FF	19
CDZ9-090	45	CDZ9-146	28,50	CDZ9-207	52	CDZPN-FFF	19
CDZ9-091	47	CDZ9-147	34,50	CDZ9-208	52	CDZPN-G	19
CDZ9-092	30,42	CDZ9-148	33	CDZK9-501	49	CDZPN-GG	19
CDZ9-093	54	CDZ9-149	30	CDZK9-502	49	CDZPN-GGG	19
CDZ9-094	29,38	CDZ9-150	30,41	CDZK9-504	49	CDZPN-H	19
CDZ9-095	52	CDZ9-151	59	CDZK9-506	49	CDZPN-HH	19
CDZ9-096	53	CDZ9-152	59	CDZK9-601	56	CDZPN-HHH	19
CDZ9-097	53	CDZ9-153	42	CDZK9-603	56	CDZR1	60
CDZ9-098	52	CDZ9-154	31	CDZK9-605	56	CDZR2	60
CDZ9-099	53	CDZ9-155	51	CDZK9-607	56	CDZR3	60
CDZ9-100	52	CDZ9-156	34,58	CDZK9-801CAT	42	CDZR4	60
CDZ9-101	51	CDZ9-157	28,39	CDZPN-63	18	G-Clamp	20
CDZ9-102	51	CDZ9-158	31	CDZPN-63 U	19	i-Bolt	20
CDZ9-103	51	CDZ9-159	29,40	CDZPN-70	18	Navy Type 1	21
CDZ9-104	40	CDZ9-160	33	CDZPN-70 U	19	Navy Type 2	21
CDZ9-105	40	CDZ9-161	32,58	CDZPN-83	18	Navy Type 3	21
CDZ9-106	40	CDZ9-162	38,51	CDZPN-83 U	19	Navy Type 4A Imperial	21
CDZ9-107	40	CDZ9-163	44	CDZPN-100	18	Navy Type 4A Metric	21
CDZ9-108	40	CDZ9-164	44	CDZPN-222/225	19	Navy Type 4B Imperial	21
CDZ9-109	54	CDZ9-165	44	CDZPN-222/225 HB	19	Navy Type 4B Metric	21
CDZ9-110	55	CDZ9-166	44	CDZPN-222/225 HZ	19	Navy Type 4C Imperial	21
CDZ9-111	54	CDZ9-167	44	CDZPN-222/225 HZC	19	Navy Type 4C Metric	21
CDZ9-112	54	CDZ9-168	44	CDZPN-230	19	Navy Type 5	21
CDZ9-113	55	CDZ9-169	44	CDZPN-230 HB	19	Navy Type 6	21
CDZ9-114	36	CDZ9-170	44	CDZPN-230 HZ	19	Navy ZEP Type & Style B	21
CDZ9-115	31	CDZ9-171	44	CDZPN-230 HZC	19	Rust Seeker	62
CDZ9-116	36	CDZ9-172	44	CDZPN-235	19	Zinc Anode Caps	20
CDZ9-117	46	CDZ9-173	28,50	CDZPN-240 HB	19	Zinc Slugs & Balls	60
CDZ9-118	38	CDZ9-174	34,50	CDZPN-240 HZ	19	Zinc String Anodes	20
CDZ9-119	38	CDZ9-175	53	CDZPN-240 HZC	19		
CDZ9-120	35,44	CDZ9-176	58	CDZPN-245	19		
CDZ9-121	35	CDZ9-177	57	CDZPN-250 HB	19		
CDZ9-122	35	CDZ9-178	46	CDZPN-250 HZ	19		
CDZ9-123	53	CDZ9-179	46	CDZPN-250 HZC	19		
CDZ9-124	39	CDZ9-180	46	CDZPN-270/100 HB	19		
CDZ9-125	35,51,59	CDZ9-181	49,50,52	CDZPN-270/100 HZ	19		

CONVERSION CHART

SPEED			
1 knot =	1 km/h =	1 mile/h =	1 nautical mile/h =
1.85 nautical miles/h	0.54 nautical miles/h	0.87 nautical miles/h	1.15 miles/h
1.15 miles/h	0.62 miles/h	1.61 km/h	1.85 km/h
1.85 km/h	0.54 knots	0.87 knots	1 knot

DISTANCE			
1 league =	1 km =	1 mile =	1 nautical mile =
3.00 nautical miles	0.62 nautical miles	0.87 nautical miles	1.15 miles
3.45 miles	0.54 miles	1.61 kms	1.85 kms
5.56 kms	0.18 leagues	0.29 leagues	0.33 leagues

1 fathom =	1 meter =	1 foot =	1 mm =
1,828.80 mm	1000 mm	304.8 mm	0.0033 ft
6.00 ft	3.28 ft	0.30 m	0.0010 m
1.83 m	0.55 fathoms	0.17 fathoms	0.00055 fathoms

WEIGHT				
1 metric tonne =	1 kg =	1 pound =	1 ounce =	1 gram =
1,000,000.00 grams	1,000.00 grams	453.59 grams	28.34 grams	0.035 ounce
35,273.96 ounce	35.27 ounce	16.00 ounce	0.062 pounds	0.0022 pounds
2,204.62 pounds	2.20 pounds	0.45 kg	0.028 kg	0.001 kg
1,000.00 kg	0.001 tonne	0.00045 tonne	0.000028 tonne	0.000001 tonne

VOLUME		
1 litre =	1 US gallon =	1 Imperial gallon =
0.23 imperial gallons	0.83 imperial gallons	1.2 US gallons
0.26 US gallons	3.79 litres	4.55 litres

AREA				
1 m ² =	1 inch ² =	1 ft ² =	1 cm ² =	1 mm ² =
1,000,000.00 sq mm	645.16 sq mm	92,903.04 sq mm	100.00 sq mm	0.01 sq cm
10,000.00 sq cm	6.45 sq cm	929.03 sq cm	0.0011 sq ft	0.000011 sq ft
10.76 sq ft	0.0069 sq ft	144 sq inch	0.16 sq inch	0.0016 sq inch
1.55 sq inch	0.00065 sq m	0.093 sq m	0.001 sq m	0.000001 sq m

TEMPERATURE															
Celsius	-10	-5	0	5	10	15	20	25	30	35	40	45	50	55	100
Fahrenheit	14	23	32	41	50	59	68	77	86	95	104	113	122	131	212

INCH TO MM																
Inch	1/16	1/8	3/16	1/4	5/16	3/8	7/16	1/2	9/16	5/8	11/16	3/4	13/16	7/8	15/16	1
mm	1.6	3.2	4.8	6.4	7.9	9.5	11.1	12.7	14.3	15.9	17.5	19.1	20.6	22.2	23.8	25.4

DENSITY

Density is mass per unit volume (estimate only).

Metal or Alloy	Density (g/cm ³)
Aluminium (cast)	2.55 - 2.80
Aluminium anode	2.70
Antimony	6.68
Bentonite	2.40
Brass (cast)	8.40 - 8.70
Bronze	7.70 - 8.90
Cast Iron	6.80 - 7.80
Copper	8.93
Gold	19.32
Iron	7.85
Lead	11.34

Metal or Alloy	Density (g/cm ³)
Magnesium	1.74
Magnesium anode	M1C alloy 1.74 M3 alloy 1.94
Nickel	8.90
Platinum	21.40
Silver	10.49
Steel - rolled	7.84
Stainless steel	7.48 - 8.00
Tin	7.28
Titanium	4.50
Zinc	7.14
Zinc anode	7.14

PROUD SPONSOR OF



Each year a dedicated group of volunteers organise and manage The Board Meeting Corporate Surf Event to raise much needed funds for local disabled children and their families. We have been a sponsor of The Board Meeting since the event started in 2005. If you would like to get involved, or make a donation, please visit www.theboardmeeting.org.au

CAA

Cathodic Anodes Australasia

Queensland (Head Office)
8 Endeavour Drive
Kunda Park QLD 4556
Phone +61 7 5476 9788
E sales@cathodicanodes.com.au

Melbourne Office
PO Box 100
Kallista VIC 3791
Phone +61 0458 626 001

www.cathodicanodes.com.au

ABN 93 821 370 828

© Cathodic Anodes Australasia 2019. Printed April 2019.